

Superfluidity of p -wave and s -wave atomic Fermi gases in optical lattices

M. Iskin and C. A. R. Sá de Melo

School of Physics, Georgia Institute of Technology, Atlanta, Georgia 30332, USA

(Received 4 August 2005; revised manuscript received 27 October 2005; published 16 December 2005)

We consider p -wave pairing of single hyperfine state and s -wave pairing of two hyperfine states ultracold atomic gases trapped in quasi-two-dimensional optical lattices. First, we analyze superfluid properties of p -wave and s -wave symmetries in the strictly weak coupling BCS regime where we discuss the order parameter, chemical potential, critical temperature, atomic compressibility, and superfluid density as a function of filling factor for tetragonal and orthorhombic optical lattices. Second, we analyze superfluid properties of p -wave and s -wave superfluids in the evolution from the BCS to Bose-Einstein condensation regimes at low temperatures ($T \approx 0$), where we discuss the changes in the quasiparticle excitation spectrum, chemical potential, atomic compressibility, Cooper pair size, and momentum distribution as a function of filling factor and interaction strength for tetragonal and orthorhombic optical lattices.

DOI: [10.1103/PhysRevB.72.224513](https://doi.org/10.1103/PhysRevB.72.224513)

PACS number(s): 74.25.Bt, 74.25.Dw, 03.75.Ss, 03.75.Hh

I. INTRODUCTION

Tunable optical lattices have been extensively used to study phase transitions in bosonic atomic gases,^{1,2} since they allow the controlled manipulation of the particle density n , and of the ratio between the particle transfer energy t , and the interparticle interaction strength V .^{3,4} This kind of control is not fully present in standard fermionic condensed matter systems, and has hindered the development of experiments that could probe systematically the effects of strong correlations as a function of n and t/V . However, fermionic atomic gases like ${}^6\text{Li}$ and ${}^{40}\text{K}$ have been successfully trapped, and their normal state and superfluid properties are beginning to be studied.⁵⁻⁹ Because of the greater tunability of experimental parameters, superfluid phases may be more easily accessible in the experiments involving ultracold atomic gases. For instance, single hyperfine state (SHS) ultracold atomic systems are ideal candidates for the observation of triplet superfluid phases and for testing theoretical models that were proposed earlier. Thus, it is only natural to propose that optical lattices could be used to study the normal state and superfluid properties of ultracold fermionic systems as a function of n , t/V , and lattice symmetry. These systems are of broad interest not only for the atomic physics community but also for the nuclear, condensed matter and more generally for the many-body physics communities, where models for superfluidity have been investigated in various contexts.

The interaction between induced dipole moments of atoms and the electric field of laser beams is used to trap atoms, particularly alkali atoms, in optical lattices. Alkali atoms have only one electron ($S=1/2$) out of closed shells. This electron is in a zero orbital angular momentum ($L=0$) channel, and its total angular momentum $\mathbf{J}=\mathbf{L}+\mathbf{S}$ gives $J=1/2$. The nuclear angular momentum I and electron angular momentum J are combined in a hyperfine state with total angular momentum $\mathbf{F}=\mathbf{I}+\mathbf{J}$ which gives $F=I \pm 1/2$ for alkalis. Furthermore, the electron and nuclear spins are coupled by the hyperfine interaction that splits the atomic levels in the absence of magnetic field $H_{\text{hf}} \propto \mathbf{I} \cdot \mathbf{J}$. A weak magnetic field causes Zeeman splitting of the hyperfine levels $|F, m_F\rangle$

with different m_F , which can be made to correspond to pseudospin labels. Trapping one,¹¹⁻¹⁶ two,¹⁷⁻²⁰ three,²¹ and four²² hyperfine states were considered by several authors. However, it is also known that trapping more hyperfine states increases the number of channels through which the gas can decay. Therefore, trapping one or two hyperfine states of ultracold fermionic gases is experimentally more plausible.

For paired identical fermions, the Pauli exclusion principle requires the total pair wave function to be antisymmetric. The total orbital angular momentum should be odd for pseudospin symmetric pairs and even for pseudospin antisymmetric ones. Therefore in the case of trapping two hyperfine states (THS), s -wave scattering of atoms between fermions from different hyperfine states is dominant. Thus, one expects that the superfluid ground state of such two-component Fermi gases to be s -wave and pseudospin singlet. Presently there is experimental evidence that ${}^{40}\text{K}$ (Refs. 23 and 24) and ${}^6\text{Li}$ (Refs. 25-29) can form weakly and tightly bound atom pairs, when the magnetic field is swept through a s -wave Feshbach resonance.

However, the properties of SHS ultracold fermions and their possible superfluid behavior are beginning to be investigated.³⁰⁻³⁴ These systems are probably the next frontier for experiments with ultracold atoms. When identical fermionic atoms are trapped in a single hyperfine state, the interaction between them is strongly influenced by the Pauli exclusion principle, which prohibits s -wave scattering of atoms in identical pseudospin states. As a result, in SHS degenerate Fermi gases, two fermions can interact with each other at best via p -wave scattering. Thus, one expects that the superfluid ground state of such SHS Fermi gases to be p -wave and pseudospin triplet.

In the p -wave channel, if the atom-atom interactions are effectively attractive then the onset for the formation of Cooper pairs in three dimensions occurs at a temperature^{10,16} $T_c \approx \epsilon_F \exp[-\pi/2(k_F a_{sc})^3]$ in the BCS regime, where ϵ_F is the Fermi energy and a_{sc} is the p -wave scattering length. Unfortunately, this temperature is too low to be observed experimentally. However, in the presence of Feshbach resonances,^{10,30} p -wave interactions can be enhanced, and

the critical temperature for superfluidity is expected to increase to experimentally accessible values. On the other hand, we show that the pseudospin triplet (p -wave) weak coupling limit in optical lattices (like in the singlet case⁸) may be sufficient to produce a superfluid critical temperature that is accessible experimentally. Furthermore, several interesting superfluid properties can be investigated in p -wave systems as the system is tuned from the BCS to the Bose-Einstein condensation (BEC) regimes.^{10–18} In this paper, we address superfluid properties of ultracold fermionic atoms in optical lattices for both SHS p -wave and THS s -wave states as a function of atom filling factor, interaction strength, temperature, and lattice symmetry.

The rest of the paper is organized as follows. In Sec. II, we discuss the effective action method and the saddle point approximation for a lattice Hamiltonian with attractive interactions in the p -wave and s -wave channels. We also derive the order parameter, critical temperature, and number equations in the saddle point approximation and discuss pseudospin triplet states in the d -vector formalism in this section. In Sec. III, we analyze superfluid properties of SHS p -wave and THS s -wave symmetries in the strictly weak coupling BCS regime. There, we discuss the order parameter, chemical potential, critical temperature, atomic compressibility, and superfluid density as a function of filling factor for tetragonal and orthorhombic optical lattices. In Sec. IV, we analyze superfluid properties of SHS p -wave and s -wave superfluids in the evolution from BCS to BEC regime at low temperatures ($T \approx 0$). There, we discuss changes in quasiparticle excitation spectrum, chemical potential, atomic compressibility, Cooper pair size, and momentum distribution as a function of filling factor and interaction strength for tetragonal and orthorhombic optical lattices. Finally, a summary of our conclusions is given in Sec. V.

II. LATTICE HAMILTONIAN

In this manuscript, we consider quasi-two-dimensional optical lattices with a periodic trapping potential of the form $U(r) = \sum_i U_{0,i} \cos^2(k_i x_i)$, with $U_{0,z} \gg \min\{U_{0,x}, U_{0,y}\}$, which strongly suppresses tunneling along the \hat{z} direction. This is a nonessential assumption, which just simplifies the calculations, but still describes an experimentally relevant situation. Here $x_i = x, y$, or z labels the spatial coordinates, $k_i = 2\pi/\lambda_i$ is the wavelength, and $U_{0,i}$ is the potential well depth along direction \hat{x}_i , respectively. The parameters $U_{0,i}$ are proportional to the laser intensity along each direction, and it is typically several times the one photon recoil energy E_R such that tunneling is small and the tight-binding approximation can be used.

Thus, in the presence of magnetic field \mathbf{h} , we consider the following quasi-two-dimensional lattice Hamiltonian (already in momentum space) for a SHS p -wave Fermi gas

$$H = \sum_{\mathbf{k}} \xi(\mathbf{k}) a_{\mathbf{k}\uparrow}^\dagger a_{\mathbf{k}\uparrow} + \frac{1}{2} \sum_{\mathbf{k}, \mathbf{k}', \mathbf{q}} V_p(\mathbf{k}, \mathbf{k}') b_{\mathbf{k}, \mathbf{q}}^\dagger b_{\mathbf{k}', \mathbf{q}}, \quad (1)$$

where the pseudospin \uparrow labels the trapped hyperfine state represented by the creation operator $a_{\mathbf{k}\uparrow}^\dagger$, and $b_{\mathbf{k}, \mathbf{q}}^\dagger$

$= a_{\mathbf{k}+\mathbf{q}/2, \uparrow}^\dagger a_{-\mathbf{k}+\mathbf{q}/2, \uparrow}^\dagger$. Furthermore, $\xi(\mathbf{k}) = \varepsilon(\mathbf{k}) - \tilde{\mu}$ describes the tight-binding dispersion $\varepsilon(\mathbf{k}) = -t_x \cos(k_x a_x) - t_y \cos(k_y a_y) - t_z \cos(k_z a_z)$, with $\tilde{\mu} = \mu + g\mu_B h - V_H$. Here, t_i is a transfer energy along the i th direction, μ is the chemical potential, $g\mu_B h$ is a Zeeman energy, V_H is a possible Hartree energy shift. We also assume that $\min\{t_x, t_y\} \gg t_z$, and that $V(\mathbf{k}, \mathbf{k}')$ is the pseudospin triplet pairing interaction between fermions.

In the nearest neighbor approximation, the lattice interaction in the single hyperfine state case has only a p -wave (triplet) component, which is given by

$$V_p(\mathbf{k}, \mathbf{k}') = -2 \sum_{i=x,y} V_{0,i} \sin(k_i a_i) \sin(k'_i a_i), \quad (2)$$

where $V_{0,i} > 0$ is the effective interaction strength and a_i is the corresponding lattice length along the i th direction. Notice that Eq. (2) has the necessary symmetry under the Parity operation, where either $\mathbf{k} \rightarrow -\mathbf{k}$ or similarly $\mathbf{k}' \rightarrow -\mathbf{k}'$ leads to $-V_p(\mathbf{k}, \mathbf{k}')$. Furthermore, the interaction $V_p(\mathbf{k}, \mathbf{k}')$ is invariant under the transformation $(\mathbf{k}, \mathbf{k}') \rightarrow (-\mathbf{k}, -\mathbf{k}')$. This is a necessary condition for a SHS p -wave interaction since the interaction characterizes a triplet channel, and it has to reflect the Pauli principle. This interaction can be written in a separable form as

$$V_p(\mathbf{k}, \mathbf{k}') = \Gamma^\dagger(\mathbf{k}) \mathbf{V} \Gamma(\mathbf{k}'), \quad (3)$$

where the interaction strength matrix has elements $V_{ij} = -2V_{0,i} \delta_{ij}$ and the symmetry vector is $\Gamma^\dagger(\mathbf{k}) = [\sin(k_x a_x), \sin(k_y a_y)]$. Notice that, the interaction $V_p(\mathbf{k}, \mathbf{k}')$ is not separable as a product of scalar functions of \mathbf{k} and \mathbf{k}' in the usual sense, but it is separable in terms of vector functions.

In addition, we compare SHS p -wave superfluids with THS s -wave superfluids. In the nearest neighbor approximation, the lattice interaction term in the THS case leads to singlet pairing channels s , extended- s and d -wave terms, and a separate triplet pairing THS p -wave channel. However, the s -wave channel is expected to dominate in the absence of any exotic mechanism as it corresponds to the case of minimal free energy. The Hamiltonian for a THS s -wave Fermi gas is given by

$$H = \sum_{\mathbf{k}, \sigma} \xi(\mathbf{k}) a_{\mathbf{k}\sigma}^\dagger a_{\mathbf{k}\sigma} + \frac{1}{2} \sum_{\mathbf{k}, \mathbf{k}', \sigma, \mathbf{q}} V_s b_{\mathbf{k}, \mathbf{q}}^\dagger b_{\mathbf{k}', \mathbf{q}}, \quad (4)$$

where the pseudospins $\sigma = (\uparrow, \downarrow)$ label the trapped hyperfine states represented by the creation operator $a_{\mathbf{k}\sigma}^\dagger$, and $b_{\mathbf{k}, \mathbf{q}}^\dagger = a_{\mathbf{k}+\mathbf{q}/2, \sigma}^\dagger a_{-\mathbf{k}+\mathbf{q}/2, -\sigma}^\dagger$. Here, $V_s = -|V_{0,s}|$ is the attractive s -wave interaction.

In the following section, we describe the effective action method for the SHS p -wave Hamiltonian in Eq. (1) and we discuss its saddle point order parameter and number equations, as well as the critical temperature. This method can be applied to the s -wave Hamiltonian in Eq. (4), and similar equations can be derived for s -wave case, but we do not repeat this derivation here.

A. Effective action formalism

In the imaginary-time functional integration formalism³⁵ ($\beta=1/T$ and units $\hbar=k_B=1$), the partition function can be written as

$$Z = \int D[a^\dagger, a] e^{-S} \quad (5)$$

with an action given by

$$S = \int_0^\beta d\tau \left[\sum_{\mathbf{k}} a_{\mathbf{k}\uparrow}^\dagger(\tau) (\partial_\tau) a_{\mathbf{k}\uparrow}(\tau) + H(\tau) \right]. \quad (6)$$

The Hamiltonian given in Eq. (1) can be rewritten in the form

$$H(\tau) = \sum_{\mathbf{k}} \xi(\mathbf{k}) a_{\mathbf{k}\uparrow}^\dagger(\tau) a_{\mathbf{k}\uparrow}(\tau) + \sum_{\mathbf{q}} \mathbf{B}_{\mathbf{q}}^\dagger(\tau) \frac{\mathbf{V}}{2} \mathbf{B}_{\mathbf{q}}(\tau) \quad (7)$$

with $\mathbf{B}_{\mathbf{q}}(\tau) = \sum_{\mathbf{k}} \Gamma(\mathbf{k}) b_{\mathbf{k},\mathbf{q}}(\tau)$. We then introduce Nambu spinor $\psi^\dagger(p) = (a_{p\uparrow}^\dagger, a_{-p\uparrow})$, where we use $p = (\mathbf{k}, w_\ell)$ to denote both momentum and fermionic Matsubara frequency $w_\ell = (2\ell + 1)\pi/\beta$ and use a Hubbard-Stratonovich transformation to decouple fermionic and bosonic degrees of freedom. Performing the integration over the fermionic part ($D[\psi^\dagger, \psi]$) leads to

$$S_{\text{eff}} = \beta \sum_q \Phi^\dagger(q) \mathbf{V}^{-1} \Phi(q) + \sum_{p,p'} \left[\frac{\beta}{2} \xi(\mathbf{k}) \delta_{p,p'} - \text{Tr} \ln \frac{\beta}{2} \mathbf{G}^{-1} \right], \quad (8)$$

where we use $q = (\mathbf{q}, \nu_\ell)$ with bosonic Matsubara frequency $\nu_\ell = 2\ell\pi/\beta$ and define the bosonic vector field $\Phi(p-p')$. Here,

$$\begin{aligned} \mathbf{G}^{-1} = & \Phi^\dagger(q) \Gamma \left(\frac{p+p'}{2} \right) \sigma_- + \Gamma^\dagger \left(\frac{p+p'}{2} \right) \Phi(-q) \sigma \\ & + [i w_\ell \sigma_0 - \xi(\mathbf{k}) \sigma_3] \delta_{p,p'} \end{aligned} \quad (9)$$

is the inverse Nambu propagator and $\sigma_\pm = (\sigma_1 \pm \sigma_2)/2$ and σ_i is the Pauli spin matrix. The bosonic vector field

$$\Phi(q) = \Delta_0 \delta_{q,0} + \Lambda(q) \quad (10)$$

has τ -independent and τ -dependent parts where $\Delta_0^\dagger = (\Delta_{0,x}^*, \Delta_{0,y}^*)$ and $\Lambda^\dagger(q) = [\Lambda_x(q), \Lambda_y(q)]$, respectively.

Performing an expansion in S_{eff} to quadratic order in the vector Λ , we obtain

$$S_{\text{Gauss}} = S_0 + \frac{1}{2} \sum_q \bar{\Lambda}^\dagger(q) \mathbf{F}^{-1}(q) \bar{\Lambda}(q), \quad (11)$$

where S_0 is the saddle point action, the four-component vector $\bar{\Lambda}^\dagger(q)$ is such that $\bar{\Lambda}^\dagger(q) = [\Lambda^\dagger(q), \Lambda(-q)]$ and $\mathbf{F}^{-1}(q)$ is the inverse fluctuation propagator. The fluctuation term in the action leads to a correction to the thermodynamic potential, which can be written as $\Omega_{\text{Gauss}} = \Omega_0 + \Omega_{\text{fluct}}$ with $\Omega_{\text{fluct}} = \beta^{-1} \sum_q \ln \det[\mathbf{F}^{-1}(q)/2]$. In weak coupling for all temperatures and for all couplings at low temperatures, it can be shown that³⁶ Gaussian corrections S_{fluct} to the Gaussian action S_{Gauss} are small in the quasi-two-dimensional case, and

therefore, we consider only the saddle point action

$$S_0 = \beta \Delta_0^\dagger \mathbf{V}^{-1} \Delta_0 + \sum_p \left[\frac{\beta}{2} \xi(\mathbf{k}) - \text{Tr} \ln \frac{\beta}{2} \mathbf{G}_0^{-1} \right], \quad (12)$$

where the inverse Nambu propagator becomes

$$\mathbf{G}_0^{-1} = i w_\ell \sigma_0 - \xi(\mathbf{k}) \sigma_3 + \Delta_0^\dagger \Gamma(\mathbf{k}) \sigma_- + \Gamma^\dagger(\mathbf{k}) \Delta_0 \sigma_+. \quad (13)$$

Notice that this will not be the case close to the critical temperatures T_c for intermediate and strong interactions, since the inclusion of fluctuation corrections change the number equation considerably and are necessary to produce correct behavior.³⁷

B. Saddle point equations

The saddle point condition $\delta S_0 / \delta \Delta_0^* = 0$ leads to a matrix equation for the order parameter

$$\Delta_0 = \mathbf{M} \Delta_0, \quad (14)$$

where matrix \mathbf{M} has the following matrix elements:

$$M_{ij} = \sum_{\mathbf{k}} \frac{V_{0,i} \sin(k_i a_i) \sin(k_j a_j)}{E(\mathbf{k})} \tanh \frac{\beta E(\mathbf{k})}{2}. \quad (15)$$

Here, we introduce the quasiparticle energy

$$E(\mathbf{k}) = [\xi^2(\mathbf{k}) + |\Delta(\mathbf{k})|^2]^{1/2} \quad (16)$$

and the scalar order parameter

$$\Delta(\mathbf{k}) = \Gamma^\dagger(\mathbf{k}) \Delta_0, \quad (17)$$

which is naturally separable in temperature T and momentum \mathbf{k} . The critical temperature, $T_c = \max\{T_{c,x}, T_{c,y}\}$, is determined from the condition $\det \mathbf{M} = 1$ in Eq. (14), and can be written as

$$0 = \prod_{i=x,y} \left(1 - V_{0,i} \sum_{\mathbf{k}} \frac{\sin^2(k_i a_i)}{\xi(\mathbf{k})} \tanh \frac{\xi(\mathbf{k})}{2T_{c,i}} \right). \quad (18)$$

Both the order parameter and critical temperature equations have to be solved simultaneously with the number equation $N = -\partial \Omega / \partial \mu$ where Ω is the full thermodynamic potential. This leads to two contributions to the number equation $N \approx N_{\text{Gauss}} = N_0 + N_{\text{fluct}}$. Here, $N_0 = -\partial \Omega_0 / \partial \mu$ is the saddle point number equation, where $\Omega_0 = S_0 / \beta$ is the saddle point thermodynamic potential, and $N_{\text{fluct}} = -\partial \Omega_{\text{fluct}} / \partial \mu$ is the fluctuation contribution. In the low temperature limit ($T \approx 0$) for any coupling, or in the weak coupling limit for any temperature ($T \leq T_c$) the fluctuation contribution

$$N_{\text{fluct}} = -T \sum_q \frac{\partial [\det \mathbf{F}^{-1}(q)]}{\partial \mu} \frac{1}{\det \mathbf{F}^{-1}(q)} \quad (19)$$

is small and negligible compared to the saddle point value N_0 .³⁷ Thus, the number equation becomes $N \approx N_0$, given by

$$N = \sum_{\mathbf{k}} n(\mathbf{k}), \quad (20)$$

where $n(\mathbf{k})$ is the momentum distribution defined by

$$n(\mathbf{k}) = \frac{1}{2} \left[1 - \frac{\xi(\mathbf{k})}{E(\mathbf{k})} \tanh \frac{\beta E(\mathbf{k})}{2} \right]. \quad (21)$$

For comparison, we discuss next the s -wave case. Using the s -wave Hamiltonian in Eq. (4), we follow a similar procedure and derive the order parameter, critical temperature, and number equations in the saddle point approximation. The order parameter equation is given by

$$\Delta_{0,s} = V_{0,s} \sum_{\mathbf{k}} \frac{\Delta_{0,s}}{2E(\mathbf{k})} \tanh \frac{\beta E(\mathbf{k})}{2}, \quad (22)$$

where $E(\mathbf{k}) = \sqrt{\xi^2(\mathbf{k}) + |\Delta_{0,s}|^2}$ is the quasiparticle energy spectrum. The critical temperature is determined when $\Delta_{0,s} = 0$, which leads to

$$1 = \sum_{\mathbf{k}} \frac{V_{0,s}}{2\xi(\mathbf{k})} \tanh \frac{\xi(\mathbf{k})}{2T_c}. \quad (23)$$

Both order parameter and critical temperature equations have to be solved simultaneously with the number equation

$$N = \sum_{\mathbf{k}\sigma} n(\mathbf{k}), \quad (24)$$

where the momentum distribution $n(\mathbf{k})$ is defined in Eq. (21).

C. Spin triplet (SHS p -wave) states

In general, the pseudospin triplet order parameter can be written in the standard form³⁸

$$\mathbf{O}(\mathbf{k}) = \begin{pmatrix} -d_1(\mathbf{k}) + id_2(\mathbf{k}) & d_3(\mathbf{k}) \\ d_3(\mathbf{k}) & d_1(\mathbf{k}) + id_2(\mathbf{k}) \end{pmatrix}, \quad (25)$$

where $d(\mathbf{k})$ is an odd vector function of \mathbf{k} . In our SHS p -wave interaction $\mathbf{O}_{\uparrow\uparrow}(\mathbf{k}) = \Delta(\mathbf{k})$, therefore, $d_3(\mathbf{k}) = 0$ and $d_1(\mathbf{k}) = -id_2(\mathbf{k})$ which leads to $d(\mathbf{k}) = d_1(\mathbf{k})(1, i, 0)$. Within the irreducible representations of the $D_{4h}(D_{2h})$ group in the tetragonal (orthorhombic) lattices,³⁹ our exotic SHS p -wave state corresponds to the ${}^3E_u(n)$ representation with a d -vector given by

$$d(\mathbf{k}) = f(\mathbf{k})(1, i, 0), \quad (26)$$

where $f(\mathbf{k}) = AX + BY$, and X and Y are $\sin(k_x a_x)$ and $\sin(k_y a_y)$, respectively. Notice that this state also breaks time-reversal symmetry, as expected from a fully spin-polarized state.

In the tetragonal lattice, the stable solution for our model corresponds to the case $A=B \neq 0$, and thus to the ${}^3E_u(d)$ representation, where spin-orbit symmetry is preserved, but both spin and orbit symmetries are independently broken. In the orthorhombic lattice, the stable solutions correspond to either $A \neq 0, B=0$, or $A=0, B \neq 0$, thus leading to the ${}^3E_u(b)$ representation. Notice that, depending on the lattice anisotropy, there are three distinct solutions to the order parameter equation Eq. (14) in relation to Eq. (26). The first solution (case 1) occurs when $\Delta_{0,x} \neq 0$ and $\Delta_{0,y} = 0$, which corresponds to a d vector with $A \neq 0$ and $B=0$. Similarly, a second solution (case 2) occurs when $\Delta_{0,x} = 0$ and $\Delta_{0,y} \neq 0$, and it corresponds to a d vector with $A=0$ and $B \neq 0$. The third and final solu-

tion (case 3) occurs when $\Delta_{0,x} = \Delta_{0,y} \neq 0$, which corresponds to a d vector with $A=B \neq 0$. In a tetragonal lattice both directions are degenerate (case 3), but even small anisotropies in the optical lattice spacings, transfer energies (t_x, t_y), or optical lattice potentials ($U_{0,x}, U_{0,y}$) lifts the degeneracy and throws the system into either case 1 or 2.

III. SUPERFLUID PROPERTIES IN THE WEAK COUPLING BCS REGIME

Our main interest is in tetragonal (square) lattices, however, we also want to investigate the effects of small anisotropies in optical lattice lengths. For this purpose we investigate five different cases that may be encountered experimentally.

Case (I) corresponds to lattice spacings $a_x = a_y$, to transfer integrals $t_x = t_y$, and to interaction strengths $V_{0,x} = V_{0,y}$. Case (II) corresponds to $a_x = a_y$, $t_x \neq t_y$, and $V_{0,x} = V_{0,y}$. Case (III) corresponds to $a_x = a_y$, $t_x \neq t_y$, and $V_{0,x} \neq V_{0,y}$. Case (IV) corresponds to $a_x \neq a_y$, $t_x \neq t_y$, and $V_{0,x} = V_{0,y}$. Case (V) corresponds to $a_x \neq a_y$, $t_x \neq t_y$, and $V_{0,x} \neq V_{0,y}$. Notice that cases (II) and (IV) are equivalent except for a unit cell volume normalization. The same is true for cases (III) and (V). Case (I) is effectively a tetragonal lattice, while cases (II) through (V) are effectively orthorhombic lattices. Notice that even though the optical lattice spacings $a_x = a_y$ in cases (II) and (III), these cases correspond effectively to ‘‘orthorhombic’’ lattices because the transfer energies t_x and t_y are different.

Experimentally it may be easier to use only one type of laser with specified wavelength, and thus generate a lattice with $a_x = a_y$, and change the focus width in one direction (say along \hat{x}) while keeping the width in the other direction fixed (say along \hat{y}). The change in focus width along the \hat{x} direction will modify the transfer integral t_x by either reducing it or enlarging it with respect to t_y . This type of experiment can cover cases (I), (II), and (III). A second type of experiment (a bit harder) could use two types of lasers with different wavelengths and produce a lattice with $a_x \neq a_y$. Further control of the focal widths can produce the situations encountered in cases (IV) and (V).

We concentrate here on cases (I), (II), and (III), where we set $a_x = a_y = a$. For case (I) we choose $t_x = t_y = t$, and $V_{0,x} = V_{0,y} = V_0$. For case (II) we choose $t_x = (1 + \alpha)t$, $t_y = t$, and $V_{0,x} = V_{0,y} = V_0$. For case (III) we choose $t_x = (1 + \alpha)t$, $t_y = t$, and $V_{0,x} = (1 + \alpha)V_0$, $V_{0,y} = V_0$. Here we take $V_0 = 0.6E_0$ with $E_0 = 2t$. In these cases, the transfer energies and the parameters α can be determined by using exponentially decaying on-site Wannier functions and the WKB approximation. When the lattice spacings $a_x = a_y = a$ are the same but the optical lattice potentials $U_{0,x} > U_{0,y} = U_0$ are slightly different, the transfer integral t_x/t is proportional to $\exp[-\pi(U_{0,x} - U_0)/\sqrt{U_{0,x}E_R}]$, in the limit of $U_{0,x} - U_0 \ll U_{0,x}$. Here, E_R is the one photon recoil energy, while U_0 and $U_{0,x}$ are defined with respect to E_g , which is the energy of the lowest reference state of the trapping potential. In the following sections, we discuss two possibilities where $U_{0,x} - U_0 = 0.05E_R$ corresponding to $\alpha \approx 0.1$ and $U_{0,x} - U_0 = 0.2E_R$ corresponding to $\alpha \approx 0.6$ for $U_0 \approx 2.5E_R$.

For cases (IV) and (V) we set $a_x = a(1 - \delta)$ and $a_y = a$, with $0 < \delta \ll 1$, respectively. For case (IV) we choose $t_x = (1 + \alpha)t$, $t_y = t$, and $V_{0,x} = V_{0,y} = V_0$. For case (V) we choose $t_x = (1 + \alpha)t$, $t_y = t$, and $V_{0,x} = (1 + \alpha)V_0$, $V_{0,y} = V_0$. In these cases, the parameter α can also be determined by using exponentially decaying on-site Wannier functions and the WKB approximation. When the optical lattice potentials $U_{0,x} = U_{0,y} = U_0$ are the same but the lattice spacings $a_x < a_y = a$ are different, the transfer integral t_x/t is proportional to $\exp(-2\pi\delta\sqrt{U_0/E_R})$, for small δ . In the following sections, we discuss two possibilities where $\delta = 0.01$ corresponding to $\alpha \approx 0.1$ and $\delta = 0.05$ corresponding to $\alpha \approx 0.6$ for $U_0 \approx 2.5E_R$. As we increase (decrease) the ratio δ , both interactions and tunneling rate increase (decrease) in \hat{x} direction.

Notice that a different choice of on-site Wannier functions does not change our general conclusions, the only qualitative difference is that t_x and $V_{0,x}$ are different functions of α .

A. Density of fermionic states

The critical temperature and superfluid properties of Fermi systems depend highly on the order parameter symmetry, as can be seen by rewriting Eq. (18) as

$$1 = \prod_{i=x,y} V_{0,i} \int_{-t_x}^{t_x+t} d\varepsilon \frac{\tanh \frac{\varepsilon - \tilde{\mu}}{2T_{c,i}}}{2(\varepsilon - \tilde{\mu})} D_{p,i}(\varepsilon), \quad (27)$$

where we define an effective density of states (EDOS)

$$D_{p,i}(\varepsilon) = \sum_{\mathbf{k}} \delta[\varepsilon - \varepsilon(\mathbf{k})] [\sqrt{2} \sin(k_i a_i)]^2. \quad (28)$$

Here $\sqrt{2} \sin(k_i a_i)$ is the symmetry factor related to the SHS p -wave order parameter. We transformed discrete summations over \mathbf{k} space to continuous integrations to obtain

$$D_{p,x}(\varepsilon) = \int_i^f \frac{dk_y a}{\pi^2 t_x^2} [t_x^2 - [\varepsilon - t \cos(k_y a)]^2]^{1/2}, \quad (29)$$

where the integration region is restricted by $||[\varepsilon - t \cos(k_y a)]/t_x|| \leq 1$ in the first Brillouin zone (1BZ). Plots of EDOS are shown in Figs. 1(a) and 1(b) for three cases: $\alpha = 0$ (hollow squares), $\alpha = 0.1$ (solid squares), and $\alpha = 0.6$ (line).

In Fig. 1(a), we plot EDOS which is smooth and maximal at half-filling in square lattices ($\alpha = 0$). For the SHS p -wave symmetry discussed, $V_{0,i} D_{p,i}(\varepsilon)$ plays the role of a dimensionless coupling parameter which controls the critical temperature. This is simply because it is much easier to form Cooper pairs with a small attractive interaction (and lower the free energy of the Fermi system) when the density of single fermion states is high. Additionally, EDOS decreases and finally vanishes at the band edges where a small ratio of T_c/T_F was predicted from continuum models. However, this is not the case around half-filling, and we expect weak interactions to be sufficient for the observation of superfluidity.

In contrast, the symmetry factor is 1 in the s -wave case and EDOS becomes

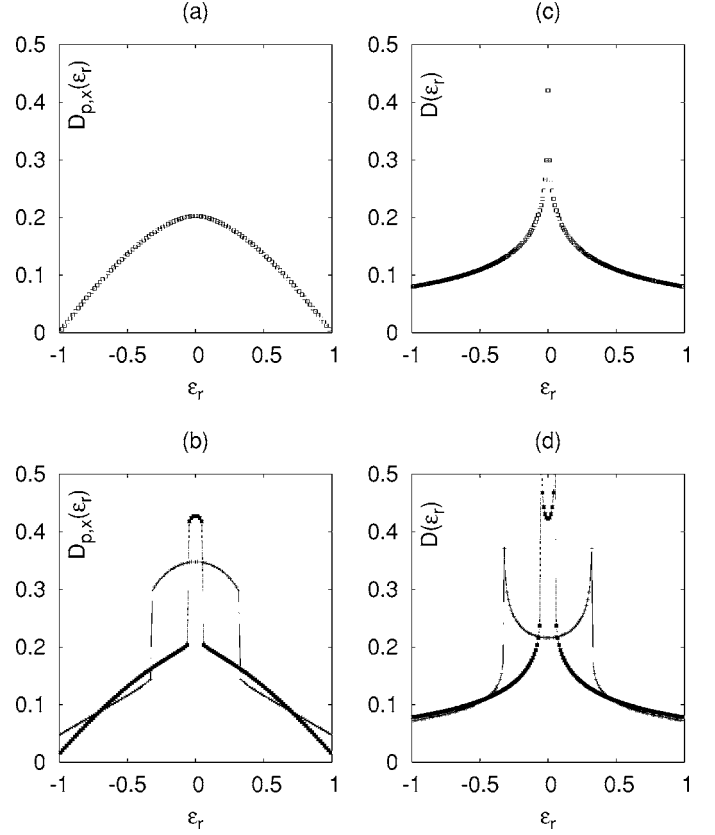


FIG. 1. Plots of EDOS versus reduced energy $\varepsilon_r = \varepsilon/E_0$ for SHS p -wave symmetry when (a) $\alpha = 0$ (hollow square), and (b) $\alpha = 0.1$ (solid square) and $\alpha = 0.6$ (line). In addition plots of DOS for s -wave symmetry when (c) $\alpha = 0$ (hollow square), and (d) $\alpha = 0.1$ (solid square) and $\alpha = 0.6$ (line) are shown.

$$D(\varepsilon) = \sum_{\mathbf{k}} \delta[\varepsilon - \varepsilon(\mathbf{k})], \quad (30)$$

which is identical to the density of single fermion states (DOS) of normal fermions. A similar calculation yields

$$D(\varepsilon) = \int_i^f \frac{dk_y a}{2\pi^2} [t_x^2 - [\varepsilon - t \cos(k_y a)]^2]^{-1/2}, \quad (31)$$

where the integration region is again restricted by $||[\varepsilon - t \cos(k_y a)]/t_x|| \leq 1$ in the 1BZ. Plots of DOS are shown in Figs. 1(c) and 1(d) for three cases: $\alpha = 0$ (hollow square), $\alpha = 0.1$ (solid square), and $\alpha = 0.6$ (line).

For instance, notice that in the tetragonal case of a two-dimensional lattice, the DOS at half-filling is very large and tends to infinity logarithmically [Fig. 1(c)]. However, away from half-filling the DOS decreases rapidly to a constant at the minimum and maximum band edges. This constant DOS for very low or very high filling factors is equivalent to the DOS of the continuous (homogeneous) systems since at the bottom or at the top of the band, the single fermion dispersion energy can be approximated by a parabola in momentum space. Furthermore, for s -wave superfluids, $V_0 D(\varepsilon)$ is the dimensionless coupling parameter which controls the

value of critical temperature T_c . This important quantity (T_c) is discussed next.

B. Critical temperature

Plots of reduced critical temperature $T_r = T_c/E_0$ as a function of the number of atoms per unit cell (N_c) are shown in Fig. 2 for SHS p -wave and s -wave superfluids in cases (I), (II), and (III). Here, T_c is the critical temperature calculated from Eq. (18) or (27) and $E_0 = 2t$ is the half-filling Fermi energy for the square lattice with respect to the bottom of the band.

The square lattice case (I) is shown in Figs. 2(a) and 2(c) (hollow squares) for SHS p -wave and s -wave superfluids, respectively. Notice that T_r is maximal at half-filling, and that it has a value 0.01, which is much higher than the theoretically predicted T_c from a continuum model, and comparable to experimentally attainable temperatures $T/T_F \approx 0.04$.⁴⁰ This implies that the superfluid regime of SHS fermion gases may be observed experimentally in a lattice, even in the limit of weak interactions (BCS regime). The observability of a superfluid transition in SHS p -wave Fermi systems is clearly enhanced when the system is driven through a Feshbach resonance (in a lattice or in the continuum), as T_c is expected to increase further in this case, however our calculations indicate that the weak interaction (BCS) limit may be sufficient in the lattice case. This possibility for Fermi gases in optical lattices has a parallel in the experimental observation of superfluid-insulator transitions in weakly interacting Bose systems in optical lattices.²

In case (II), while we keep interaction strengths $V_{0,x} = V_{0,y} = V_0$ the same, we vary only the transfer energy along \hat{x} direction $t_x = (1 + \alpha)t$. This case is shown in Figs. 2(a) and 2(c) for SHS p -wave and s -wave superfluids, respectively. Here, solid squares (line) correspond to $\alpha = 0.1$ ($\alpha = 0.6$).

For SHS p -wave superfluids, an infinitesimally small anisotropy in the transfer energy ratio t_x/t_y causes a discontinuous jump in EDOS at half-filling because of the symmetry factor enhancement, however T_c at half-filling is the same as in case (I), because the discontinuity at EDOS is limited to a single point. As the anisotropy ratio increases ($\alpha = 0.1$), the discontinuous point in EDOS at half-filling expands into a region where EDOS is higher than in case (I). Thus over a narrow range around half-filling, T_c is larger than in case (I), but varies smoothly as a function of α or N_c . Further increase of α reduces EDOS near half-filling pushing T_c down. This behavior is characteristic of the SHS p -wave state through its symmetry factors. In contrast, for s -wave superfluids shown in Fig. 2(c), T_c decreases for fixed N_c around half-filling with increasing anisotropy (at least for $0 < \alpha < 0.6$). Furthermore, T_c develops two maxima which are symmetric around half-filling. This behavior in T_c is also related to the DOS of the normal fermions which is shown in Fig. 1. Notice here that when there is an anisotropy in the transfer energy, T_c near half-filling corresponding to a SHS p -wave pairing is considerably higher than the T_c of a s -wave pairing for the same parameters of interest (assuming that $V_{0,s} = V_{0,p} = V_0$).

In case (III), we vary both the interaction strength $V_{0,x} = (1 + \alpha)V_0$ and the transfer energy $t_x = (1 + \alpha)t$ along the \hat{x}

direction. This case is shown in Figs. 2(b) and 2(d) for SHS p -wave and s -wave superfluids, respectively. In these figures it is assumed that $V_{0,s} = V_{0,p} = V_{0,x}$. In case (III), both SHS p -wave and s -wave superfluids have critical temperatures that are much larger than in case (II), because of the increase in $V_{0,x}$, in addition to the density of states effect, discussed above. Notice again that T_c near half-filling corresponding to a SHS p -wave pairing is also considerably higher than T_c for a s -wave pairing for the same interaction parameters.

In this section, we established that the critical temperatures for SHS p -wave superfluids in optical lattices can be comparable or larger to the critical temperatures of s -wave superfluids, depending on the lattice anisotropy and interaction strength. Thus, we expect that SHS p -wave superfluids may be experimentally attainable. In the next sections, we discuss some experimentally relevant observables which could be used to identify the superfluid phase of our exotic SHS p -wave state.

C. Order parameter and chemical potential

In this section, we discuss the low-temperature behavior of the order parameter $\Delta(\mathbf{k}) = \Delta_{0,x} \sin(k_x a_x) + \Delta_{0,y} \sin(k_y a_y)$ defined in Eq. (14) for the SHS p -wave state. In case (I) $\Delta_{0,x} = \Delta_{0,y} \neq 0$, while in cases (II) and (III) $\Delta_{0,x} \neq 0$ and $\Delta_{0,y} = 0$. Here, we also discuss for comparison the singlet s -wave case where $\Delta(\mathbf{k}) = \Delta_{0,s}$, with $\Delta_{0,s} \neq 0$ for cases (I), (II) and (III). The reduced amplitudes of the SHS p -wave order parameter $\Delta_r = \Delta_{0,x}/E_0$ versus N_c are shown in Figs. 3(a) and 3(b). In addition, we plot s -wave $\Delta_r = \Delta_{0,s}/E_0$ in Figs. 3(c) and 3(d) for cases (I), (II), and (III). Notice that the qualitative behavior of Δ_r as a function of N_c is very different from that of the chemical potential $\mu_r = \tilde{\mu}/E_0$, which is discussed next.

Plots of the low-temperature μ_r versus N_c are shown in Fig. 4 for SHS p -wave and s -wave superfluids, respectively. Here, we present only the corresponding chemical potentials for cases (I) (hollow squares) and (II) (solid squares), where $\alpha = 0$ and $\alpha = 0.1$, respectively. Chemical potentials for case (III) are very similar to those of case (II). Notice that $\tilde{\mu}$ is always within the limits of the energy dispersion of the optical lattice, $-t_x - t < \tilde{\mu} < t_x + t$, which characterizes the weak coupling (BCS) limit.

Although the chemical potentials of SHS p -wave and the singlet s -wave cases look similar at first glance, they are not. The major qualitative differences between the chemical potentials of the SHS p -wave and the singlet s -wave cases are more clearly seen in the derivative $\partial \tilde{\mu} / \partial N_c$. The appropriate thermodynamic quantity that is related to this derivative is the atomic compressibility to be discussed next.

D. Atomic compressibility

The isothermal atomic compressibility at finite temperatures is defined by $\kappa_T(T) = -(\partial V / \partial P)_{T,N} / V$ where V is the volume and P is the pressure of the gas. This can be rewritten as

$$\kappa_T(T) = -\frac{1}{N_c^2} \left(\frac{\partial^2 \Omega}{\partial \tilde{\mu}^2} \right)_{T,V} = \frac{1}{N_c^2} \left(\frac{\partial N_c}{\partial \tilde{\mu}} \right)_{T,V}. \quad (32)$$

The partial derivative $\partial N_c / \partial \tilde{\mu}$ is

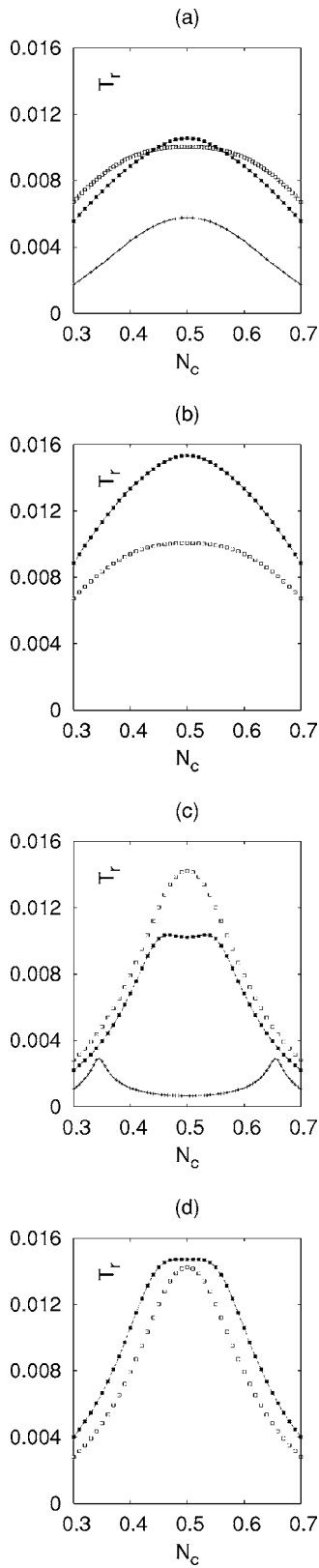


FIG. 2. Plots of reduced critical temperature $T_r=T_c/E_0$ versus filling factor N_c for SHS p -wave symmetry are shown for cases (a) (I) and (II) and (b) (I) and (III). In addition, plots for s -wave symmetry is shown for cases (c) (I) and (II), and (d) (I) and (III). Plots for $\alpha=0, 0.1, \text{ and } 0.6$ are shown with hollow squares, solid squares and line, respectively.

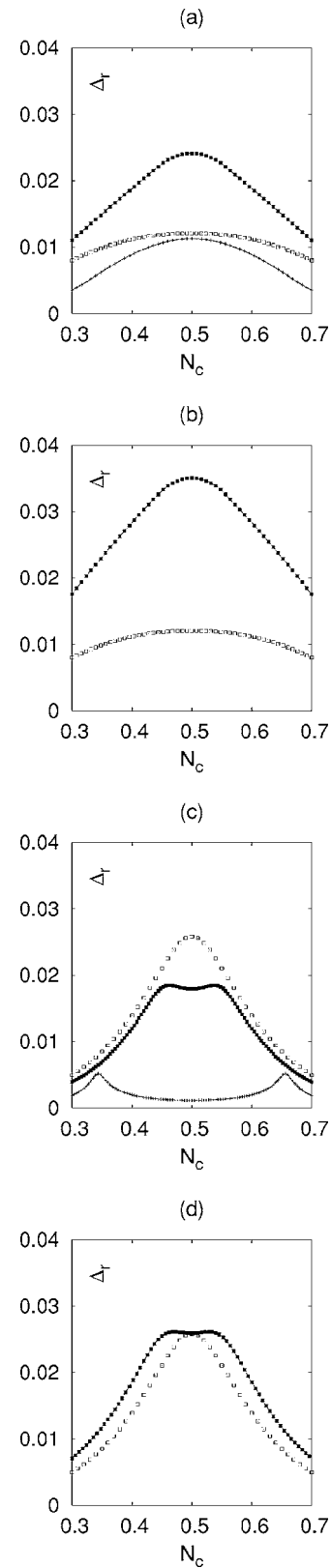


FIG. 3. Plots of zero temperature reduced order parameter amplitude $\Delta_r=\Delta_{0,x}/E_0$ versus filling factor N_c for SHS p -wave symmetry for cases (a) (I) and (II), and (b) (I) and (III). In addition, plots for s -wave symmetry $\Delta_r=\Delta_{0,s}/E_0$ is shown for cases (c) (I) and (II), and (d) (I) and (III). Plots for $\alpha=0, 0.1, \text{ and } 0.6$ are shown with hollow squares, solid squares and line, respectively.

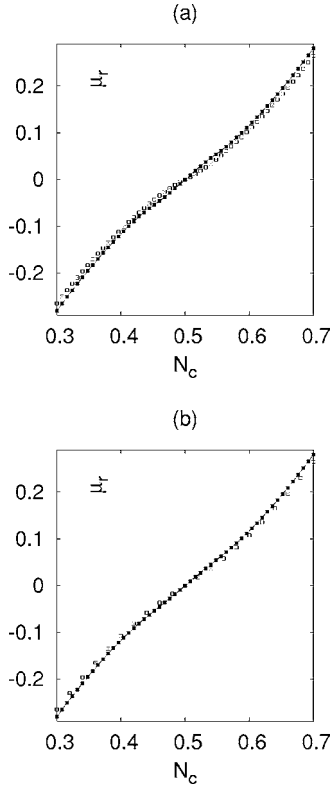


FIG. 4. Plots of zero temperature reduced chemical potential $\mu_r = \bar{\mu}/E_0$ versus filling factor N_c for (a) SHS p -wave, and (b) s -wave superfluids. Plots for $\alpha=0$ and 0.1 are shown with hollow and solid squares, respectively.

$$\frac{\partial N_c}{\partial \bar{\mu}} = \sum_{\mathbf{k}} \frac{\Delta^2(\mathbf{k})}{2E^3(\mathbf{k})} \tanh \frac{\beta E(\mathbf{k})}{2} + \sum_{\mathbf{k}} Y(\mathbf{k}) \frac{\xi^2(\mathbf{k})}{E^2(\mathbf{k})}, \quad (33)$$

where $Y(\mathbf{k}) = (\beta/4) \text{sech}^2[\beta E(\mathbf{k})/2]$ is the Yoshida function.

Plots of the reduced isothermal atomic compressibility $\kappa_r = \kappa_T(T)/\kappa_0$ are shown in Fig. 5 for both SHS p -wave and s -wave superfluids for cases (I) and (II). For case (III), κ_r is both qualitatively and quantitatively similar to case (II), and it is not shown here. The normalization constant κ_0 is the SHS p -wave isothermal compressibility evaluated at $T=0$ and half-filling.

In case (I), κ_r has a peak at half-filling and low temperatures, and a hump at T_c for SHS p -wave superfluids. Notice the strong temperature dependence of κ_r near half-filling. In the s -wave case there is only a hump both at T_c and at low temperatures, and a very weak temperature dependence for all filling factors shown. In case (II), κ_r has the additional feature that the central peak (hump) splits into two due to degeneracy lifting, for the SHS p -wave case. Notice again the drastic difference between the values of κ_r for $N_c \approx 0.45$ and $N_c \approx 0.55$ for $T \approx 0$ and $T \approx T_c$. However, in the s -wave case the original hump also splits into two, but there is very weak temperature dependence of κ_r .

To understand the peaks of κ_r at $T \approx 0$, and its humps at $T = T_c$ limits for the SHS p -wave case, we indicate that $\partial N_c / \partial \bar{\mu}$ [see Eq. (33)] has two contributions, where the first term dominates at $T=0$, and only the second term survives at

$T = T_c$. Therefore, the first term is responsible for the peaks, and the second term is responsible for the humps.

The peaks at $T \approx 0$, can be understood by noting that the first contribution to $\kappa_T(T)$ in Eq. (33) can be written as

$$\kappa_T(T=0) = \frac{2}{N_c^2} \sum_{\mathbf{k}} \frac{n(\mathbf{k})[1-n(\mathbf{k})]}{E(\mathbf{k})}, \quad (34)$$

where $n(\mathbf{k})$ is the momentum distribution and defined in Eq. (21). Therefore, the peaks are due to nonvanishing $n(\mathbf{k})[1-n(\mathbf{k})]$ in regions of \mathbf{k} space where $E(\mathbf{k})$ vanishes and $n(\mathbf{k})$ is rapidly changing.

In case (I), the integrand $n(\mathbf{k})[1-n(\mathbf{k})]/E(\mathbf{k})$ has four \mathbf{k} -space points $(0, \pm\pi)$, and $(\pm\pi, 0)$ in the first Brillouin zone (1BZ) where it diverges only when the chemical potential $\bar{\mu} = 0$ ($N_c = 0.5$). Similarly in case (II), the integrand diverges at two \mathbf{k} -space points $(\pm\pi, 0)$ in the 1BZ when $\bar{\mu} = t_x - t \approx 0.021$ ($N_c \approx 0.55$). Furthermore, the integrand diverges at two \mathbf{k} -space points $(0, \pm\pi)$ when $\bar{\mu} = -t_x + t \approx -0.021$ ($N_c \approx 0.45$). For other values of $\bar{\mu}$ (other filling factors), the integrand is well-behaved and does not produce additional peaks in κ_r .

In contrast, the compressibility peaks at $T=0$ do not exist for s -wave superfluids [see Figs. 5(c) and 5(d)], where the quasiparticle excitation spectrum $E(\mathbf{k})$ is always gapped. Generally speaking, we expect compressibility peaks for nodal superfluids or superconductors, where quasiparticle energy spectrum vanishes in regions of \mathbf{k} space.

At $T = T_c$, $\kappa_T(T)$ is dominated by the second term of the integrand [see Eq. (33)]

$$\kappa_T(T = T_c) = \frac{1}{2T_c N_c^2} \sum_{\mathbf{k}} \text{sech}^2 \frac{\beta \xi(\mathbf{k})}{2}. \quad (35)$$

Therefore, the humps are not related to the order parameter [since at $T = T_c$, $\Delta(\mathbf{k}) = 0$], but are due to the peaks appearing in the single fermion (normal) DOS [see Figs. 1(c) and 1(d)]. This is simply because $\kappa_T(T = T_c)$ can be written in terms of DOS [see Eq. (30)] for both SHS p -wave and s -wave symmetries. Notice that while DOS have only one peak at half-filling in case (I) (leading to one hump in κ_r), DOS has two peaks in cases (II) and (III) (leading to two humps in κ_r). Thus, at $T = T_c$ the humps correspond to a Van Hove phenomenon,⁴¹ but the atomic compressibility is smooth. Furthermore, we expect humps at $T = T_c$ for all pairing symmetries, since these humps are related only to normal state properties but not to the symmetry of the pairing interaction.

Theoretically, the calculation of isothermal atomic compressibility $\kappa_T(T)$ is easier than the isentropic atomic compressibility $\kappa_S(T)$. However, performing measurements of $\kappa_S(T)$ may be simpler in cold Fermi gases, since the gas expansion upon release from the trap is expected to be nearly isentropic. Fortunately, $\kappa_S(T)$ is related to $\kappa_T(T)$ via the thermodynamic relation

$$\kappa_S(T) = \frac{C_V(T)}{C_P(T)} \kappa_T(T), \quad (36)$$

where $\kappa_T(T) > \kappa_S(T)$ since specific heat capacities $C_P(T) > C_V(T)$. Furthermore, at low temperatures ($T \approx 0$) the ratio

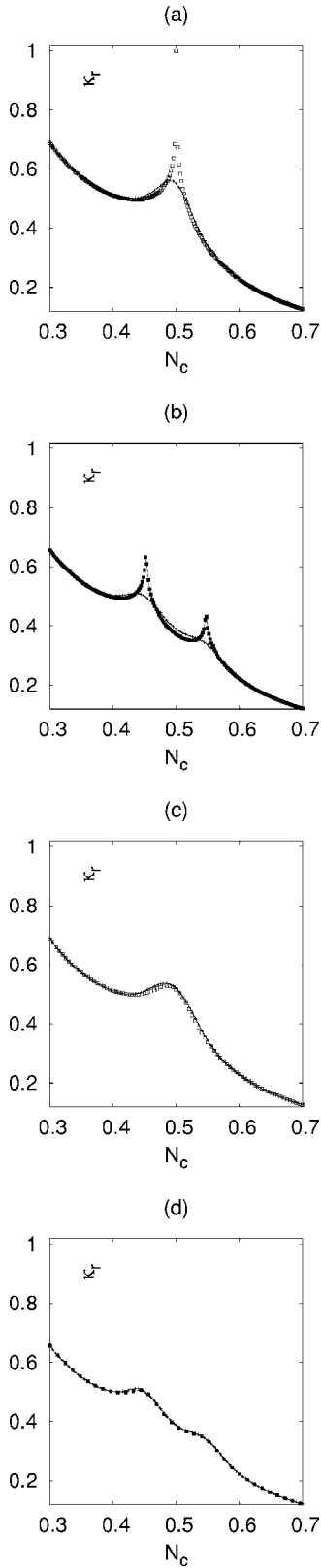


FIG. 5. Plots of reduced compressibility $\kappa_r = \kappa_T(T)/\kappa_0$ versus filling factor N_c for SHS p -wave symmetry in cases (a) (I) and (b) (II). In addition, plots for s -wave symmetry are shown in cases (c) (I) and (d) (II) at temperatures $T=0$ (squares), and $T=T_c$ (line). Plots for $\alpha=0$ and 0.1 are shown with hollow and solid squares, respectively.

$C_p(T)/C_V(T) \approx \gamma$ is a constant, and therefore, $\kappa_S(T \approx 0) \propto \kappa_T(T \approx 0)$. Thus, we expect qualitatively similar behavior in both the isentropic and isothermal compressibilities at low temperatures ($T \approx 0$), where appearance of such peaks could be used as a signature of SHS p -wave superfluidity.

The measurement of the atomic compressibility could also be performed via an analysis of particle density fluctuations. As it is well known from thermodynamics⁴² the isothermal atomic compressibility is connected to density fluctuations via the relation

$$\langle n^2 \rangle - \langle n \rangle^2 = \frac{\langle n \rangle^2 T}{\langle V \rangle} \kappa_T(T), \quad (37)$$

where $\langle n \rangle$ and $\langle V \rangle$ are average density of atoms and volume of the condensate, respectively. From the measurement of density fluctuations the isothermal compressibility can be extracted at any temperature T .

Furthermore, the spin susceptibility tensor component $\chi_{\eta\eta}(T)$ can be written as a spin-spin response function to a magnetic field $\mathbf{h} = h \hat{\eta}$ applied along an arbitrary η direction.⁴³ In the case of SHS p -wave superfluids

$$\chi_{\eta\eta}(T) = - \frac{\partial^2 \Omega}{\partial h^2} = g^2 \mu_B^2 \frac{\partial N_c}{\partial \tilde{\mu}}. \quad (38)$$

Therefore, for the SHS p -wave case, $\chi_{\eta\eta}(T)$ is directly related to the isothermal atomic compressibility and is given by $[N_c^2 / (g \mu_B)^2] \kappa_T(T)$. Thus, we expect similar effects in the magnetic spin susceptibility as in the case of isothermal atomic compressibility discussed above. In cold atoms, the measurement of the spin susceptibility will be most likely achieved by using techniques similar to nuclear magnetic resonance (NMR), where $\chi_{\eta\eta}(T)$ can be measured via the Knight shift.⁴³

Specifically, while we expect only one peak at exactly half-filling in the tetragonal lattices at $T=0$, two peaks will appear in the orthorhombic lattices for a SHS p -wave superfluid. However at $T=T_c$, these peaks disappear and turn into humps. Notice that the filling factor dependence of $\chi_{\eta\eta}(T)$ will be qualitatively different from $\kappa_T(T)$. This is because while $\chi_{\eta\eta}(T)$ is symmetric around half-filling ($N_c = 0.5$), $\kappa_T(T)$ is not. The relation between the particle compressibility and the spin susceptibility given above is not valid for the s -wave case. Their relationship is more complicated in this case, and we do not discuss it here. Another important property is the superfluid density to be discussed next.

E. Superfluid density tensor

The superfluid density tensor is defined as a response function to phase twists of the order parameter.⁴⁴ In the approximation used in this paper, the temperature dependence of its components is given by

$$\rho_{ij} = \frac{1}{2V} \sum_{\mathbf{k}} [n(\mathbf{k}) \partial_i \partial_j \xi(\mathbf{k}) - Y(\mathbf{k}) \partial_i \xi(\mathbf{k}) \partial_j \xi(\mathbf{k})], \quad (39)$$

where $n(\mathbf{k})$ is the momentum distribution, $Y(\mathbf{k})$ is the Yoshida function defined in the previous section, and ∂_i de-

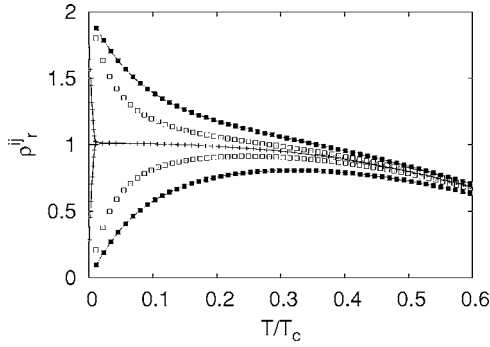


FIG. 6. Plots of reduced diagonal ($\rho_r^{xx}=\rho_r^{yy}$; upper curves) and off-diagonal ($\rho_r^{xy}=\rho_r^{yx}$; lower curves) superfluid density tensor components $\rho_r^{ij}=\rho_{ij}/\rho_{xy}^{\max}$ versus temperature T/T_c for SHS p -wave superfluids in tetragonal lattices [case (I)]. $N_c=0.5, 0.45$, and 0.4 are shown with line, hollow, and solid squares.

notes the partial derivative with respect to k_i . Generally speaking, there are two components to the reduction of the superfluid density at nonzero temperatures, one coming from fermionic (quasiparticle excitations) and the other bosonic (collective modes) degrees of freedom. Here, we do not discuss the bosonic contribution, except to say that at low temperatures the dominant terms come from Goldstone modes associated with the phase of the order parameter,⁴⁵ which are underdamped in our case due to subcritical Landau damping. Furthermore, in the case of tetragonal symmetry, Goldstone modes do not contribute to the off-diagonal component of the superfluid density, which is the main focus of the analysis that follows.

We discuss first ρ_{ij} for SHS p -wave superfluids. Plots of $\rho_{ij}^{ij}=\rho_{ij}/\rho_{xy}^{\max}$ are shown in Fig. 6 as a function of temperature for case (I), and three filling factors: $N_c=0.5$ (line), $N_c=0.45$ (hollow squares), and $N_c=0.4$ (solid squares). The normalization constant ρ_{xy}^{\max} is the maximum value of the off-diagonal component in a square lattice. This maximum occurs at half-filling and $T\approx 0.02T_0$ in a square lattice, where T_0 is the critical temperature at half-filling. It is important to emphasize that square lattices [case (I)] have identical diagonal elements $\rho_{xx}=\rho_{yy}$ due to tetragonal symmetry, but have nonzero ρ_{xy} component as a result of the absence of reflection symmetry in the yz plane ($x\rightarrow -x$) or the xz plane ($y\rightarrow -y$) for the d vector defined in Eq. (26). In cases (II) and (III), reflection symmetry is restored and ρ_{xy} vanishes identically in the orthorhombic case for any temperature T .

In the case of tetragonal symmetry [case (I)], ρ_{xy} has a peak as a function of N_c , but the diagonal components have a dip of the same size at exactly half-filling. In Fig. 7, we plot $\rho_{ij}/\rho_{xy}^{\max}$ as a function of N_c for three temperatures.

Furthermore, notice that at $T=0$ the superfluid density tensor is reduced to

$$\rho_{ij} = \frac{1}{2V} \sum_{\mathbf{k}} n(\mathbf{k}) \partial_i \partial_j \xi(\mathbf{k}), \quad (40)$$

which is just the integral of the momentum distribution weighted by the the curvature tensor of the dispersion $\xi(\mathbf{k})$. Thus, ρ_{xy} is zero at $T=0$ for any filling factor. However, as T

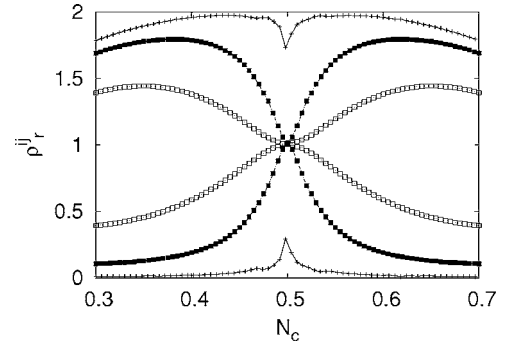


FIG. 7. Plots of reduced diagonal ($\rho_r^{xx}=\rho_r^{yy}$; upper curves) and off-diagonal ($\rho_r^{xy}=\rho_r^{yx}$; lower curves) superfluid density tensor components $\rho_r^{ij}=\rho_{ij}/\rho_{xy}^{\max}$ versus number of atoms per unit cell N_c for SHS p -wave superfluids in tetragonal lattices [case (I)]. $T_1=0.002T_0$, $T_2=0.02T_0$, and $T_3=0.1T_0$ are shown with line, solid, and hollow squares. Here T_0 is the critical temperature at half-filling.

increases ρ_{xy} increases and reaches approximately the same values as ρ_{xx} and ρ_{yy} . A further increase of T leads all tensor components of ρ_{ij} to vanish at $T=T_c$, as expected.

In contrast, for s -wave superfluids, the off-diagonal tensor elements (ρ_{xy}, ρ_{yx}) are zero both in square (case (I)) and orthorhombic lattices [cases (II) and (III)]. However, similar to SHS p -wave superfluids, $\rho_{xx}=\rho_{yy}$ in the square and $\rho_{xx}\neq\rho_{yy}$ in the orthorhombic lattices. We do not plot ρ_{xx} and ρ_{yy} for the s -wave case, because our main interest here is the analysis of ρ_{xy} which is strictly zero in this case. We note in passing that the main difference between the diagonal components of s -wave and SHS p -wave superfluid densities is their temperature dependence. In the s -wave case at low temperatures, ρ_{xx} and ρ_{yy} deviate from their zero temperature value only by a small exponential correction, while in the SHS p -wave case the deviation is a power law.

Measurements of the superfluid density in cold atoms might be performed through the rotation of the condensate in combination with experimental techniques that are sensitive to rotations. Through this rotational sensitivity it may be possible to extract the velocity fields and their correlations, as it is currently possible with positional (density) sensitive techniques.⁴⁶ This experiment in cold atoms would be the analog of the rotating bucket (or cylinder) experiments in liquid helium.⁴³

In this section, we have discussed some of the experimentally relevant quantities of SHS p -wave superfluids and compared them with the s -wave superfluids in the weak coupling BCS regime. Furthermore, we presented signatures of the SHS p -wave superfluid state, which can be used to identify superfluidity in this limit. In the next section, we study some of these thermodynamic quantities as a function of interaction strength from weak (BCS) to strong (BEC) coupling regimes at low filling factors, and complete our analysis with a discussion of signatures of a possible BCS-to-BEC quantum phase transition for SHS p -wave superfluids.

IV. SUPERFLUID PROPERTIES IN THE BCS-TO-BEC EVOLUTION

At very low temperatures ($T\approx 0$), the saddle point order parameter and the number equations are approximately valid

for all couplings from weak to strong coupling regimes, where a small correction to the number equation is negligible.³⁷

For low filling factors $0 < N_c < 0.5$, the chemical potential $\tilde{\mu} = -|\tilde{\mu}|$ decreases as a function of interaction strength $V_{0,x}$ and crosses the bottom of the energy band ($\epsilon_{\min} = -t_x - t_y$) at some critical value of $V_{0,x}$. The decrease of $\tilde{\mu}$ is associated with the formation of bound particle pairs which are pulled out of the two-particle continuum. Similarly, for high filling factors $0.5 < N_c < 1$, $\tilde{\mu} = |\tilde{\mu}|$ increases with increasing $V_{0,x}$ and crosses the top of the energy band $\epsilon_{\max} = t_x + t_y$ at some critical value of $V_{0,x}$. The increase of $\tilde{\mu}$ is associated with the formation of bound hole pairs which are pulled out of the two-hole continuum. However, exactly at half-filling $N_c = 0.5$, $\tilde{\mu}$ is pinned at zero for any interaction strength due to perfect particle-hole symmetry.

Notice that the situation in lattices is very different from the continuum, because of particle-hole symmetry. In the continuum the chemical potential is only pulled down below the bottom of the band since there is no energy upper bound for a parabolic dispersion. In the lattice case, as discussed above, the chemical potential can move below (above) the bottom (top) of the band for filling factors below (above) half-filling. Notice in addition, that for optical lattices of cold fermion atoms at high filling factors, superfluidity is associated with correlated motion of holes (atom voids), rather than particles (atoms).

A. Phase diagram

Depending on the behavior of $\tilde{\mu}$, the $T=0$ phase diagram can be plotted as a function of filling factor N_c and interaction strength $V_{0,x}$. The BCS region, where $|\tilde{\mu}| < t_x + t_y$, corresponds to the weaker interaction region for fixed density as shown in Fig. 8. In the BCS region there is a well-defined Fermi surface locus where $\xi(\mathbf{k})=0$. The BEC region, where $|\tilde{\mu}| > t_x + t_y$, corresponds to the stronger interaction region for fixed density as shown in Fig. 8. In the BEC region there is no Fermi surface locus, since $\xi(\mathbf{k})$ cannot be zero.

In Fig. 8 we also compare the phase diagrams of SHS p -wave and s -wave superfluids. In case (I) (hollow squares) of SHS p -wave superfluids, a wide region of filling factors around half-filling requires very strong critical $V_{0,x}$ to reach the BEC regime. For a small anisotropy $\alpha=0.1$ (solid squares) corresponding to case (II), this region narrows. However, further anisotropy $\alpha=0.6$ (line), this region widens again. For s -wave superfluids, in case (I) (hollow squares), the region around half-filling expands very little for small anisotropy $\alpha=0.1$ (solid squares) corresponding to case (II). Further anisotropy $\alpha=0.6$ (line) expands the BCS region around half-filling, thus making it more difficult to reach the BEC regime at fixed filling factor.

Notice in addition, that when the filling factor $N_c \rightarrow 0$ or $N_c \rightarrow 1$, a finite interaction strength is necessary to evolve from the BCS to BEC regimes in both SHS p -wave and s -wave superfluids. This indicates that two-particle (or two-hole) bound states in a two-dimensional lattice require finite energy for the symmetries discussed. This is in contrast with the situation found in two-dimensional continuum models,

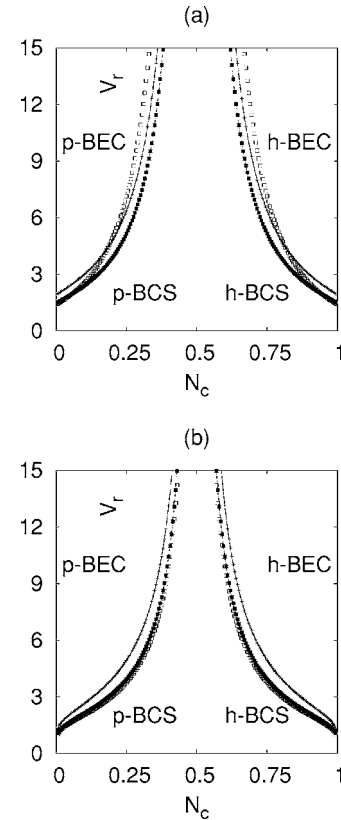


FIG. 8. Plots of critical interaction strength $V_r = V_{0,x}/E_0$ and $V_r = V_{0,s}/E_0$ versus number of atoms per unit cell N_c for (a) SHS p -wave, and (b) s -wave superfluids, respectively at $T=0$. Plots for $\alpha=0, 0.1$, and 0.6 are shown with hollow squares, solid squares, and line, respectively.

where a two-body bound state is found at arbitrarily small attractive interaction for s -wave. However, in two-dimensional continuum models for the SHS p -wave case, the creation of a two-body bound state requires a finite interaction strength.

Furthermore, there are two possible ways of investigating the evolution from the BCS to BEC regimes in cold atom experiments. The first way is by changing the interaction strength for a fixed filling factor, while the second is by changing filling factor for a fixed interaction strength. Probably both ways are possible in cold atom experiments, where interaction strength and atom filling factor could be tuned independently.

In all physical properties to be discussed in the next sections, first we fix the filling factor to $N_c=0.25$ (quarter-filling) and vary V_r to cross the BCS-BEC boundary. But, in addition, we fix the interaction strength to $V_r=6$, and vary N_c to cross the BCS-BEC boundary. We present results for tetragonal [case (I) with $\alpha=0$] and orthorhombic [case (II) with $\alpha=0.1$] lattices. Notice that cases (II) and (III) have similar behavior, and differ only by a scale factor. Thus we do not present case (III) here.

B. Quasiparticle excitation spectrum

The quasiparticle excitation spectrum of SHS p -wave and s -wave superfluids during the BCS-to-BEC evolution are

very different because of the symmetry of the order parameter. As discussed in Sec. II, the quasiparticle spectrum of SHS p -wave superfluids is given by $E(\mathbf{k}) = \sqrt{\xi^2(\mathbf{k}) + |\Delta(\mathbf{k})|^2}$ with $\xi(\mathbf{k}) = \epsilon(\mathbf{k}) - \tilde{\mu}$. Since the cross-product $d^*(\mathbf{k}) \times d(\mathbf{k}) \neq 0$ is nonzero, it is expected that triplet superfluids have additional quasiparticle excitation branches. However, for the SHS p -wave state these branches do not enter the problem as they are pushed to extremely high energies and are not accessible. For instance, when a THS p -wave superfluid is formed from a pseudospin 1/2 system, there are two accessible quasiparticle branches when time reversal symmetry is broken. Thus, in the SHS p -wave there is only one quasiparticle energy branch.

For the SHS p -wave case, notice that $E(\mathbf{k})=0$ when both $\xi(\mathbf{k})=0$ and $\Delta(\mathbf{k})=0$. This implies that the momentum space region of zero $E(\mathbf{k})$ occurs when $-t_x \cos(k_x a_x) - t_y \cos(k_y a_y) = \tilde{\mu}$ and $\Delta_{0,x} \sin(k_x a_x) + \Delta_{0,y} \sin(k_y a_y) = 0$ for chemical potentials inside the BCS region ($|\tilde{\mu}| < t_x + t_y$). This means that in the BCS region the quasi-particle excitation spectrum is gapless. However, $E(\mathbf{k})$ never vanishes for chemical potentials inside the BEC region ($|\tilde{\mu}| > t_x + t_y$), since $\xi(\mathbf{k})$ can never be zero. However, the order parameter $\Delta(\mathbf{k})$ can still be zero. This implies that in the BEC region the quasiparticle excitation spectrum is fully gapped. Notice that this change in minimum excitation energy accompanies the existence or nonexistence of the Fermi surface locus $\xi(\mathbf{k})=0$. Since quasiparticle excitations are evolving from gapless BCS to gapped BEC regime as a function of interaction strength for fixed filling factor, or as a function of filling factor for fixed interaction strength, the evolution between the BCS and BEC regimes is not smooth and a quantum phase transition occurs. As we shall see in Sec. IV D, where ground state properties like the isothermal compressibility are calculated, this quantum phase transition is characterized by the chemical potential crossing either the bottom ($\tilde{\mu}_c = -t_x - t_y$) or the top ($\tilde{\mu}_c = t_x + t_y$) of the energy band.

In contrast, for the s -wave case, $E(\mathbf{k})$ never vanishes and is always gapped in both the BCS and BEC regimes. This is a major difference between SHS p -wave (or more generally any nodal superfluids) and s -wave superfluids. In s -wave superfluids quasiparticle excitations are always gapped and the evolution from the BCS to BEC regimes is smooth, so that no quantum phase transition occurs. This gapless to gapped quantum phase transitions were considered in the context of He^3 by Volovik,⁴⁷ and later in the context of high- T_c superconductivity^{48,49} and atomic Fermi gases.^{11,13}

C. Chemical potential

Plots of the reduced chemical potential $\mu_r = \tilde{\mu}/E_0$ at low temperatures ($T \approx 0$) and quarter filling factor ($N_c = 0.25$) are shown in Fig. 9 as a function of reduced interaction $V_r = V_{0,x}/E_0$ and $V_r = V_{0,s}/E_0$ for SHS p -wave and s -wave superfluids, respectively. The tetragonal case (I) with $\alpha=0$ and orthorhombic case (II) with $\alpha=0.1$ are shown with hollow and solid squares, respectively. In the case of SHS p -wave superfluids, μ_r is a continuous function of V_r , but its slope with respect to V_r has a cusp when $\tilde{\mu}$ crosses the bottom of the energy band; $\mu_r = -1$ ($\alpha=0$: hollow squares) and $\mu_r =$

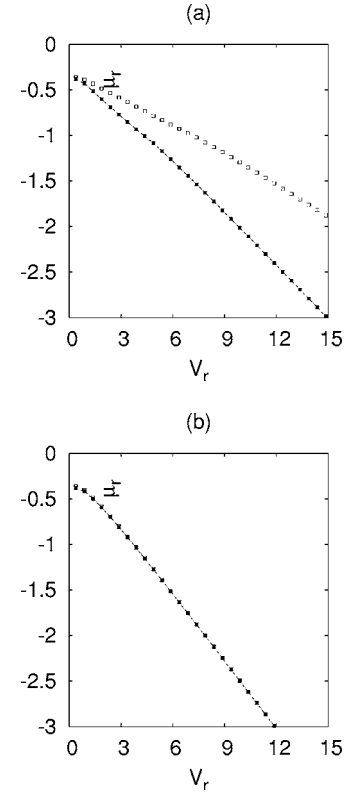


FIG. 9. Plots of reduced chemical potential $\mu_r = \tilde{\mu}/E_0$, versus reduced interaction strength $V_r = V_{0,x}/E_0$ and $V_r = V_{0,s}/E_0$ for (a) SHS p -wave, and (b) s -wave superfluids, respectively at $T=0$ and $N_c=0.25$. Plots for $\alpha=0$ and 0.1 are shown with hollow and solid squares, respectively.

-1.1 ($\alpha=0.1$: solid squares). However in the s -wave case, both μ_r and the slope of μ_r with respect to V_r are continuous functions of V_r .

Plots of the reduced chemical potential $\mu_r = \tilde{\mu}/E_0$ at low temperatures ($T \approx 0$) and constant interaction strength ($V_r = 6$) are shown in Fig. 10 as a function of filling factor N_c for both SHS p -wave and s -wave superfluids. Here again the tetragonal case (I) with $\alpha=0$ and orthorhombic case (II) with $\alpha=0.1$ are shown with hollow and solid squares, respectively. In the case of SHS p -wave superfluids, μ_r is a continuous function of N_c , but its slope with respect to N_c has a cusp when $\tilde{\mu}$ crosses the bottom of the energy band; $\mu_r = -1$ ($\alpha=0$: hollow squares) and $\mu_r = -1.1$ ($\alpha=0.1$: solid squares). In addition, μ_r changes curvature at $\mu_r = 0$ ($N_c = 0.5$) at the same place, where the topology of the Fermi surface locus $\xi(\mathbf{k})=0$ changes from particlelike to holelike. However, in the s -wave case, both μ_r and the slope of μ_r with respect to N_c are continuous functions of N_c , and there is no change of slope when the topology of Fermi surface locus $\xi(\mathbf{k})=0$ changes. Thus, the slope change of μ_r for the SHS p -wave case is directly related to a higher angular momentum pairing channel ($\ell \neq 0$).

This difference between SHS p -wave and s -wave superfluids have great importance in describing the evolution from the BCS to BEC regimes. As discussed above, the major qualitative differences between the chemical potentials of SHS p -wave and s -wave cases are more clearly seen in the

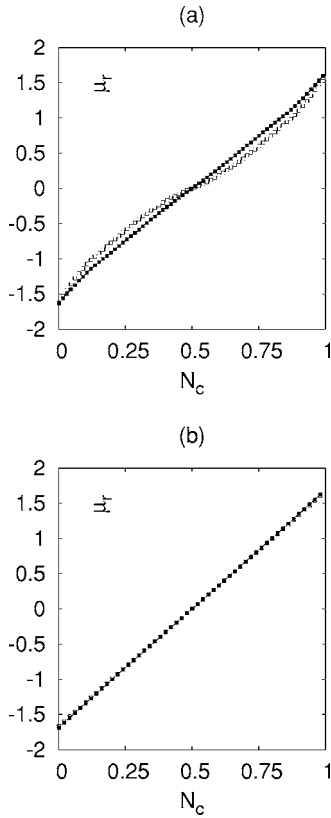


FIG. 10. Plots of reduced chemical potential $\mu_r = \bar{\mu}/E_0$, versus filling factor N_c for (a) SHS p -wave, and (b) s -wave superfluids at $T=0$ and $V_r=6$. Plots for $\alpha=0$ and 0.1 are shown with hollow and solid squares, respectively.

derivative $\partial\bar{\mu}/\partial N_c$, which is directly related to the atomic compressibility to be discussed next.

D. Atomic compressibility

Plots of the reduced isothermal atomic compressibility $\kappa_r = \kappa_T(T)/\kappa_0$ at low temperatures ($T \approx 0$) [see Eq. (34)] and quarter filling factor ($N_c=0.25$) are shown in Fig. 11 as a function of reduced interaction strength $V_r = V_{0,x}/E_0$ and $V_r = V_{0,s}/E_0$ for SHS p -wave and s -wave superfluids, respectively. The tetragonal case (I) with $\alpha=0$, and the orthorhombic case (II) with $\alpha=0.1$ are shown with hollow and solid squares, respectively.

In the case of SHS p -wave superfluids, the evolution of κ_r from the BCS to BEC regimes is not smooth, and a cusp occurs at critical interaction strengths corresponding to $\mu_r = -1$ in case (I) (hollow squares) and $\mu_r = -1.1$ in case (II) (solid squares). These cusps are associated with the appearance of a full gap in the quasiparticle excitation spectrum as the evolution from the BCS to the BEC regime takes place. In contrast, the evolution of κ_r is smooth for s -wave superfluids, since the quasiparticle spectrum is always gapped during the BCS to BEC evolution.

Plots of $N_c^2 \kappa_r = \partial N_c / \partial \mu_r$ at low temperatures ($T \approx 0$) and at fixed interaction strength ($V_r=6$) are shown in Fig. 12 as a function of filling factor N_c for both SHS p -wave and s -wave superfluids. The tetragonal case (I) with $\alpha=0$ and orthorhombic case (II) with $\alpha=0.1$ are shown with hollow and solid squares, respectively.

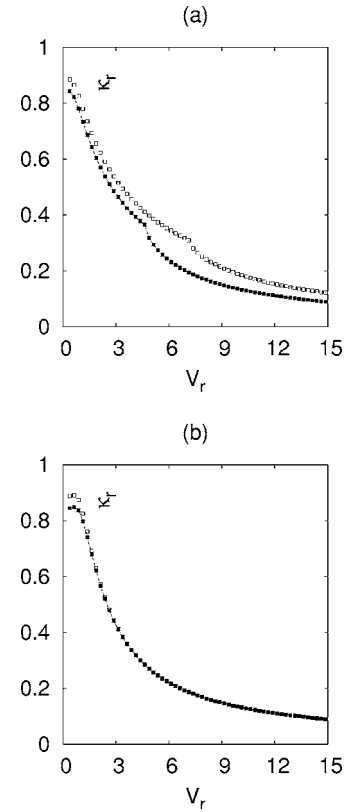


FIG. 11. Plots of reduced isothermal atomic compressibility $\kappa_r = \kappa_T/\kappa_0$ versus reduced interaction strength $V_r = V_{0,x}/E_0$ and $V_r = V_{0,s}/E_0$ for (a) SHS p -wave, and (b) s -wave superfluids, respectively, at $T=0$ and $N_c=0.25$. Plots for $\alpha=0$ and 0.1 are shown with hollow and solid squares, respectively.

case (II) with $\alpha=0.1$ are shown with hollow and solid squares, respectively.

In the case of SHS p -wave superfluids, the evolution of $N_c^2 \kappa_r = \partial N_c / \partial \mu_r$ from the BCS to the BEC regime is not smooth. In both cases (I) (hollow squares) and (II) (solid squares), cusps occur for corresponding filling factors when $\mu_r = \pm 1$ and $\mu_r = \pm 1.1$, respectively. These cusps occur again as a result of the gapless to gapped transition in the quasiparticle excitation spectrum discussed above. Notice that the cusps appearing at lower filling factors are associated with *particle* BCS-BEC transitions, while the cusps appearing at higher filling factors are associated with *hole* BCS-BEC transitions. Furthermore, $N_c^2 \kappa_r$ has a sharp peak at half-filling in case (I), and two small peaks in case (II) which are symmetric around half-filling. These peaks occur inside the BCS region of the phase diagram shown in Fig. 8, and they arise due to the same reasons discussed in Sec. III D, where the BCS regime is extensively analyzed. In contrast, the evolution of $N_c^2 \kappa_r$ as a function of N_c is again smooth for s -wave superfluids during the BCS-to-BEC evolution.

In cold Fermi gases the measurement of the isothermal compressibility $\kappa_T(T)$ at low temperatures is very hard, because most measurements are performed when traps are turned off and the gas expands. However, the gas expansion process is probably close to being isentropic and κ_S is most likely measurable. As discussed in Sec. III D, for $T \ll T_c$, the

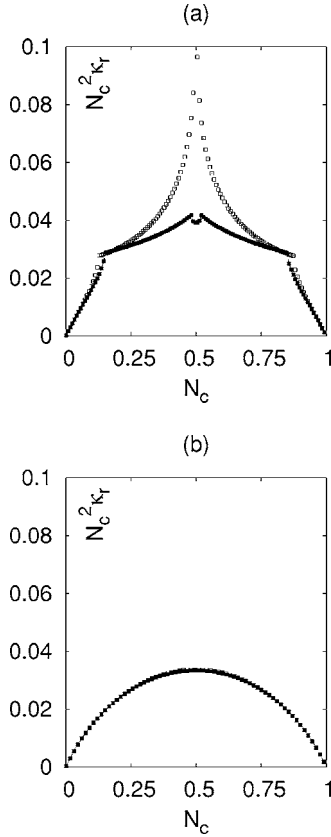


FIG. 12. Plots of $N_c^2 \kappa_r = dN_c/d\mu_r$ versus filling factor N_c for (a) SHS p -wave, and (b) s -wave superfluids at $T=0$ and $V_r=6$. Plots for $\alpha=0$ and 0.1 are shown with hollow and solid squares, respectively.

isentropic compressibility and the isothermal compressibility are essentially proportional, and their measurements can serve as an indicator of the quantum phase transition discussed in this section. Another important quantity that reflects such a transition is the Cooper pair size to be discussed.

E. Average Cooper pair size

The average Cooper pair size in the saddle point approximation is given by

$$\xi_{\text{pair}}^2 = \langle \varphi(\mathbf{k}) | (-\nabla_{\mathbf{k}}^2) | \varphi(\mathbf{k}) \rangle / \langle \varphi(\mathbf{k}) | \varphi(\mathbf{k}) \rangle \quad (41)$$

where $\varphi(\mathbf{k}) = \Delta(\mathbf{k})/2E(\mathbf{k})$ plays the role of the Cooper pair wave function. This quantity reflects the average size of a Cooper pair and not the coherence length ξ_{coh} of the superfluid. Although these quantities are directly related in the BCS regime, they are very different in the BEC regime.³⁶ Here, however, we concentrate only on the analysis of ξ_{pair} .

Plots of the reduced average Cooper pair size $\xi_r = \xi_{\text{pair}}/a$ at low temperatures ($T \approx 0$) and at quarter filling ($N_c = 0.25$) are shown in Fig. 13. The plots are shown as a function of reduced interaction strength $V_r = V_{0,x}/E_0$ and $V_r = V_{0,s}/E_0$ for SHS p -wave and s -wave superfluids, respectively. The tetragonal case (I) with $\alpha=0$, and the orthorhombic case (II) with $\alpha=0.1$ are shown with hollow and solid squares, respectively.

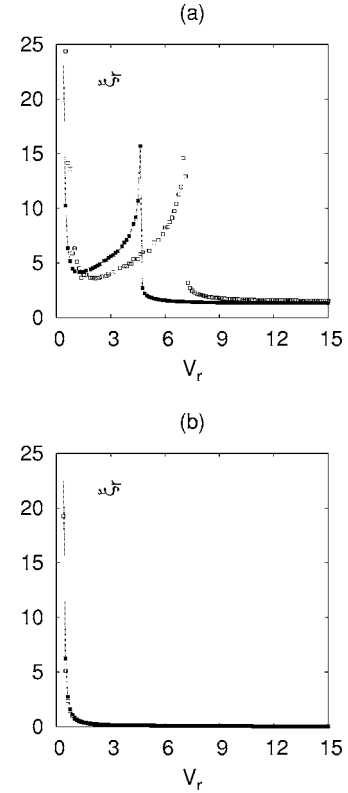


FIG. 13. Plots of reduced average Cooper pair size $\xi_r = \xi_{\text{pair}}/a$ versus reduced interaction strength $V_r = V_{0,x}/E_0$ and $V_r = V_{0,s}/E_0$ for (a) SHS p -wave, and (b) s -wave superfluids, respectively, at $T=0$ and $N_c=0.25$. Plots for $\alpha=0$ and 0.1 are shown with hollow and solid squares, respectively.

In the case of SHS p -wave superfluids, the evolution of ξ_r from the BCS to BEC regimes is not smooth, and singular behaviors occur at critical interaction strengths corresponding to $\mu_r = -1$ in case (I) (hollow squares) and $\mu_r = -1.1$ in case (II) (solid squares). These singular behaviors are associated with the appearance of a full gap in the quasiparticle excitation spectrum and with pairing in a nonzero angular momentum as the evolution from BCS to BEC takes place.

This singular behavior can be understood in terms of the vanishing of the momentum distribution when $\tilde{\mu}$ smaller (larger) than the bottom (top) of the band for fixed filling factor N_c . For instance, in the case of $N_c=0.25$ shown in Fig. 13, when $\tilde{\mu}$ falls slightly below the bottom of the band, suddenly $n(\mathbf{k})$ vanishes in the neighborhood of $\mathbf{k}=\mathbf{0}$ which leads to unbound pairs of atoms with $(\mathbf{k}_1 = \mathbf{k}=\mathbf{0}; \uparrow)$ and $(\mathbf{k}_2 = -\mathbf{k}=\mathbf{0}; \uparrow)$, and thus a rapid increase in the average pair size ξ_{pair} for interaction strengths below or above the critical values. Beyond the critical interaction strength, ξ_{pair} decreases monotonically for increasing V_r and converges asymptotically (when $V_r \rightarrow \infty$ and $N_c < 0.5$) to a finite value which is larger but of the order of the lattice spacing a . This is a manifestation of higher angular momentum pairing and of the Pauli exclusion principle.

In contrast, the evolution of ξ_r is smooth for s -wave superfluids, since the momentum distribution $n(\mathbf{k})$ never vanishes at low \mathbf{k} , and thus the distribution of pair sizes is well behaved. This monotonic decrease of ξ_{pair} is also a reflection

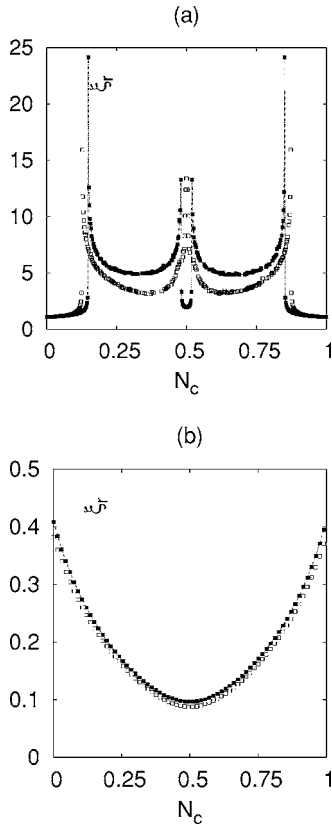


FIG. 14. Plots of reduced average Cooper pair size $\xi_r = \xi_{\text{pair}}/a$ versus filling factor N_c for (a) SHS p -wave, and (b) s -wave superfluids at $T=0$ and $V_r=6$. Plots for $\alpha=0$ and 0.1 are shown with hollow and solid squares, respectively.

of a quasiparticle spectrum that is always gapped during the BCS-to-BEC evolution and of an order parameter for zero angular momentum pairing. Notice that, ξ_r is decreasing monotonically as a function of interaction V_r for $N_c=0.25$. The limiting pair size for large V_r and fixed N_c is small in comparison to the lattice spacing a , since the Pauli principle does not forbid atoms of opposite pseudospins to be on the same lattice site.

Next, we discuss the behavior of ξ_r as a function of filling factor N_c . Plots of $\xi_r = \xi_{\text{pair}}/a$ at low temperatures ($T \approx 0$) and at fixed interaction strength ($V_{0,x} = 6E_0$) are shown in Fig. 14 as a function of N_c for both SHS p -wave and s -wave superfluids. The tetragonal case (I) with $\alpha=0$ and orthorhombic case (II) with $\alpha=0.1$ are again shown with hollow and solid squares, respectively.

In the case of SHS p -wave superfluids, the evolution of ξ_r from the BCS to BEC regimes is not smooth. In both cases (I) (hollow squares) and (II) (solid squares), singularities occur for corresponding filling factors when $\mu_r = \pm 1$ and $\mu_r = \pm 1.1$, respectively. These singularities occur again as a result of the gapless to gapped transition in the quasiparticle excitation spectrum discussed above, as well as the symmetry of the order parameter, which strongly modifies the nature of the pair wave function $\varphi(\mathbf{k}) = \Delta(\mathbf{k})/2E(\mathbf{k})$. Notice that ξ_r has a singularity at half-filling (BCS region) in case (I), and two other singularities symmetric around half-filling (BCS region) in case (II). As the interaction is further in-

creased, the low and high filling singularities (BCS-BEC boundaries) shift toward half-filling and merge with the half-filling singularity in case (I) (see also phase diagram in Fig. 8). This situation is analogous to the d -wave lattice case.^{50,51} As the interaction is further increased, similar behavior occurs in case (II). Thus, at large interaction strengths the BCS (BEC) region shrinks (expands), and the characteristic value of ξ_{pair} is of the order of the lattice spacing a except when N_c is very close to half-filling, where the BCS-BEC phase boundary is located.

In contrast, the evolution of ξ_r as a function of N_c is again smooth for s -wave superfluids during the BCS-to-BEC evolution [see Fig. 14(b)]. For instance, below half-filling ξ_r decreases as a function of increasing N_c (increasing DOS), while the pair wave function $\varphi(\mathbf{k})$ continues having the same qualitative behavior at low momenta. Above half-filling, analogous discussions hold for holes. Furthermore, ξ_{pair} decreases monotonically with increasing interaction for any filling factor N_c , indicating that for very large interaction strengths $\xi_{\text{pair}} \rightarrow 0$ for any N_c .

Thus far, we have investigated only momentum averaged quantities, but next we discuss the momentum distribution, which could be measured in cold Fermi gases.

F. Momentum distribution

The zero temperature momentum distribution

$$n(\mathbf{k}) = \frac{1}{2} \left[1 - \frac{\xi(\mathbf{k})}{E(\mathbf{k})} \right] \quad (42)$$

is discussed in this section in the weak coupling BCS and strong coupling BEC regimes for both SHS p -wave and s -wave superfluids in a lattice. We discuss here only the case of particle superfluidity with $N_c=0.25$. In the BCS regime, we choose V_r corresponding to $\mu_r = -0.5$ for case (I) ($\alpha=0$) and $\mu_r = -0.55$ for case (II) ($\alpha=0.1$). Similarly in the BEC regime, we choose V_r corresponding to $\mu_r = -2$ for case (I) and $\mu_r = -2.2$ for case (II).

In the case of SHS p -wave superfluids, the momentum distribution has a major rearrangement in \mathbf{k} space with increasing interaction strength as can be seen in Fig. 15. This rearrangement is very dramatic when $\tilde{\mu}$ crosses the bottom of the energy band $\tilde{\mu} = \tilde{\mu}_c$. This is a direct consequence of the change of the quasiparticle excitation spectrum from gapless in the BCS regime ($|\tilde{\mu}| < (2+\alpha)t$) to fully gapped in the BEC regime ($|\tilde{\mu}| > (2+\alpha)t$).

For case (I), plots of $n(\mathbf{k})$ (in the first Brillouin zone) for the BCS and BEC regimes are shown in Figs. 15(a) and 15(b), respectively. Here the interaction strengths correspond to $\mu_r = -0.5$ for the BCS regime, and $\mu_r = -2$ for the BEC regime. The boundary line between the two regimes occurs when $\mu_r = -1$. Notice that $n(\mathbf{k})$ is symmetric around the lines $k_y a_y = k_x a_x$ and $k_y a_y = -k_x a_x$ in both regimes as a reflection of the symmetry properties of $\xi(\mathbf{k})$ and $|\Delta(\mathbf{k})|$.

While the line $k_y a_y = -k_x a_x$ has the highest momentum distribution in the BCS regime, $n(\mathbf{k})$ vanishes along $k_y a_y = -k_x a_x$ in the BEC regime. As the interaction strength increases, two-particle states with opposite momenta are taken

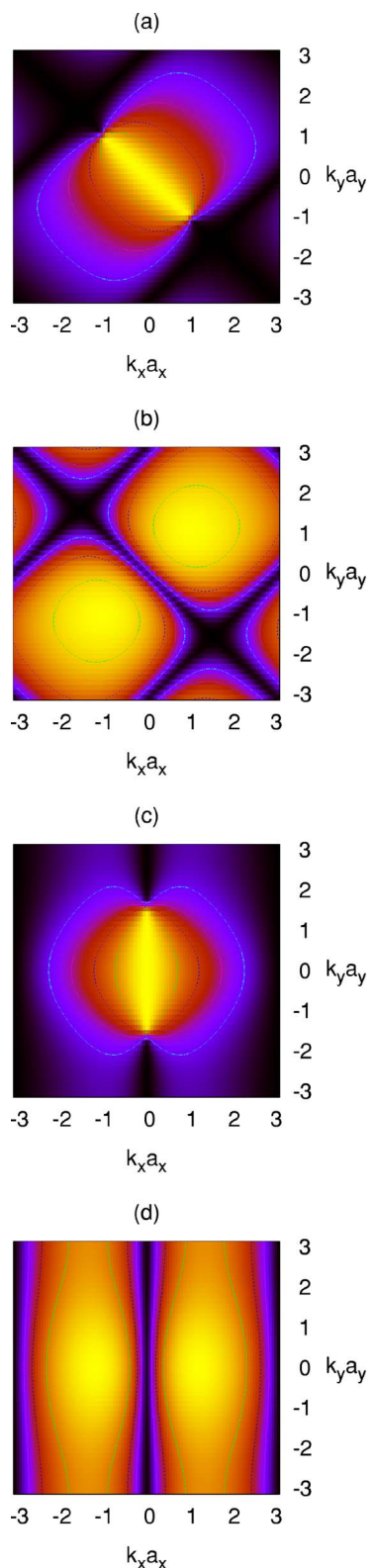


FIG. 15. (Color online) Plots of momentum distribution $n(\mathbf{k})$ versus $k_x a_x$ and $k_y a_y$ for a SHS p -wave superfluid in case (I) in (a) BCS ($\mu_r = -0.5$) and (b) BEC ($\mu_r = -2$) regimes. In addition plots for case (II) in (c) BCS ($\mu_r = -0.55$) and (d) BEC ($\mu_r = -2.2$) regimes at $T=0$. Here the brighter the region, the higher the value of momentum distribution.

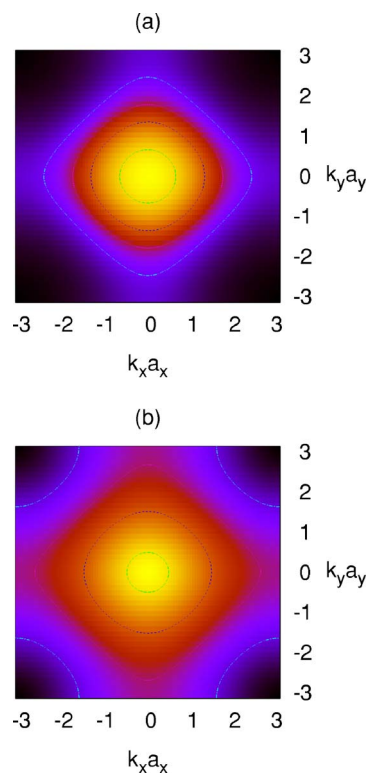


FIG. 16. (Color online) Plots of momentum distribution $n(\mathbf{k})$ versus $k_x a_x$ and $k_y a_y$ for a s -wave superfluid in case (I) in (a) BCS ($\mu_r = -0.5$) and (b) BEC ($\mu_r = -2$) regimes at $T=0$. Here the brighter the region, the higher the value of momentum distribution.

out of the two-particle continuum into two-particle bound states with zero center of mass momentum. As more of these tightly bound states are formed the large momentum distribution in the vicinity of $\mathbf{k}=\mathbf{0}$ splits into two peaks around finite momentum values reflecting the $\ell=1$ value of the angular momentum associated with these p -wave tightly bound states in the BEC regime. For instance, in the case of d -wave ($\ell=2$) superfluids the momentum distribution in the BCS regime is centered around $\mathbf{k}=\mathbf{0}$ and splits into four peaks around finite momentum values reflecting the $\ell=2$ value of the angular momentum associated with these tightly bound states in the BEC regime.⁴⁹

For case (II), plots of $n(\mathbf{k})$ for BCS and BEC regimes are shown in Figs. 15(c) and 15(d), respectively. The figures shown correspond to interaction strengths associated to $\mu_r = -0.55$, and $\mu_r = -2.2$ in the BCS and BEC regimes, respectively. The boundary line between the two regimes occurs when $\mu_r = -1.1$. Notice that $n(\mathbf{k})$ is symmetric around $k_x a_x = 0$ and $k_y a_y = 0$ in both regimes. While the highest values of $n(\mathbf{k})$ occur near $\mathbf{k}=\mathbf{0}$ in the BCS regime, $n(\mathbf{k})$ vanishes near $\mathbf{k}=\mathbf{0}$ and develop two maxima for the finite values of k_x in the BEC regime.

In contrast, the evolution of the momentum distribution from the BCS to BEC regimes is smooth for s -wave superfluids as shown in Fig. 16 for case (I). In case (II) the results are very similar to case (I), except for the expected anisotropy and we do not present them here. Notice that for s -wave ($\ell=0$) superfluids, the momentum distribution in the BCS regime is centered around $\mathbf{k}=\mathbf{0}$, and remains centered

around $\mathbf{k}=\mathbf{0}$ even in the BEC regime. This reflects the $\ell=0$ value of the angular momentum associated with s -wave tightly bound states in the BEC regime. Here, the essential qualitative difference in the BCS to BEC regimes is that as the interaction gets stronger $n(\mathbf{k})$ broadens due to the formation of tightly bound states.

V. CONCLUSIONS

In summary, we considered SHS p -wave pairing of single hyperfine state and THS s -wave pairing of two hyperfine state Fermi gases in quasi-two-dimensional optical lattices. We focused mainly on superfluid SHS p -wave (triplet) states that break time-reversal, spin, and orbital symmetries, but preserve total spin-orbit symmetry.

Since the paper was divided into two parts, we present our conclusions for each of these parts separately. In the first part, we analyzed superfluid properties of SHS p -wave and THS s -wave symmetries in the strictly weak coupling BCS regime. There, we calculate the order parameter, chemical potential, critical temperature, atomic compressibility, and superfluid density as a function of filling factor for tetragonal and orthorhombic optical lattices.

We found that, for SHS p -wave superfluids, the critical temperatures in tetragonal and orthorhombic optical lattices are considerably higher than in continuum model predictions, and therefore, experimentally attainable. In particular, we showed that a small anisotropy in the transfer energies increases the effective density of fermionic states of a SHS p -wave superfluid considerably around half-filling which leads to higher critical temperatures. In contrast, a small anisotropy decreases the density of states around half-filling, and therefore, the critical temperatures for a THS s -wave superfluid. We also noticed that further anisotropy leads to a larger decrease in critical temperatures for THS s -wave than for SHS p -wave superfluids. Therefore, we concluded that a small anisotropy favors SHS p -wave pairing near half-filling, and that the critical temperatures for SHS p -wave superfluids are comparable and even higher than the THS s -wave case for similar interaction parameters.

For SHS p -wave superfluids, we found a peak in the isothermal atomic compressibility at low temperatures, exactly at half-filling of tetragonal lattices. This peak splits into two smaller peaks in the orthorhombic case. These peaks reflect the SHS p -wave structure of the order parameter at low temperatures and they are related to the nodes (zeros) of the quasiparticle energy spectrum. We also showed that the atomic compressibility peaks decrease in size as the critical temperature is approached from below. The peaks turn into humps at $T=T_c$. In contrast, for THS s -wave superfluids, we showed that the atomic compressibility does not show a peak structure at low temperatures since the quasiparticle energy spectrum is always gapped, and that the compressibility is largely temperature independent.

We also discussed the superfluid density tensor for SHS p -wave and THS s -wave systems. In the SHS p -wave case, we concluded that in orthorhombic lattices, the off-diagonal component ρ_{xy} of the superfluid density tensor vanishes identically, while the diagonal components ρ_{xx} and ρ_{yy} are different. However, in tetragonal lattices, we showed that $\rho_{xy} \neq 0$, while $\rho_{xx} = \rho_{yy}$. In contrast, for THS s -wave superfluids, $\rho_{xy} = 0$ and $\rho_{xx} \neq \rho_{yy}$ in the orthorhombic, while $\rho_{xy} = 0$ and $\rho_{xx} = \rho_{yy}$ in the tetragonal lattices. Therefore, the presence of nonzero ρ_{xy} in the square lattices is a key signature of our exotic SHS p -wave triplet state.

In the second part of the manuscript, we analyzed superfluid properties of SHS p -wave and THS s -wave superfluids in the evolution from the BCS to BEC regimes at low temperatures ($T \approx 0$). We discussed the changes in the quasiparticle excitation spectrum, chemical potential, atomic compressibility, momentum distribution, and Cooper pair size as a function of filling factor and interaction strength for tetragonal and orthorhombic optical lattices. We found major differences between SHS p -wave and THS s -wave superfluids in the evolution from the BCS to BEC regimes.

In the case of SHS p -wave superfluids, the quasiparticle excitation spectrum, chemical potential, atomic compressibility, Cooper pair size, and momentum distribution are not smooth functions of filling factor or interaction strength. In particular, the singular behavior of the atomic compressibility suggests the existence of a quantum phase transition when the chemical potential crosses the bottom or the top of the energy band. This transition is associated with the change in quasiparticle excitation spectrum and the higher angular momentum nature ($\ell=1$) of SHS p -wave superfluids, which are gapless in the BCS regime, but fully gapped in the BEC regime.

In contrast, for THS s -wave superfluids, the quasiparticle excitation spectrum, chemical potential, atomic compressibility, Cooper pair size, and momentum distribution are smooth functions of filling factor or interaction strength. In particular, the smooth behavior of the atomic compressibility suggests only a crossover when the chemical potential crosses the bottom or top of the energy band. This crossover is associated with a fully gapped quasi-particle excitation spectrum and pairing at the zero angular momentum channel in both BCS and BEC regimes.

These major differences between THS s -wave and SHS p -wave superfluids in an optical lattice suggest that SHS p -wave cold atoms are much richer than THS s -wave cold atoms, and thus these systems may provide a new experimental direction in this field.

ACKNOWLEDGMENT

We would like to thank NSF (DMR-0304380) for financial support.

- ¹M. Greiner, I. Bloch, O. Mandel, T. W. Hansch, and T. Esslinger, *Phys. Rev. Lett.* **87**, 160405 (2001).
- ²M. Greiner, O. Mandel, T. Esslinger, T. W. Hansch, and I. Bloch, *Nature (London)* **415**, 39 (2002).
- ³C. A. Regal and D. S. Jin, *Nature (London)* **424**, 47 (2003).
- ⁴K. M. O'Hara, S. L. Hemmer, M. E. Gehm, and S. R. Granade, *Science* **298**, 2179 (2002).
- ⁵M. Köhl, H. Moritz, T. Stöferle, K. Günter, and T. Esslinger, *Phys. Rev. Lett.* **94**, 080403 (2005).
- ⁶G. Modugno, F. Ferlaino, R. Heidemann, G. Roati, and M. Inguscio, *Phys. Rev. A* **68**, 011601(R) (2003).
- ⁷D. Jaksch, C. Bruder, J. I. Cirac, C. W. Gardiner, and P. Zoller, *Phys. Rev. Lett.* **81**, 3108 (1998).
- ⁸W. Hofstetter, J. I. Cirac, P. Zoller, E. Demler, and M. D. Lukin, *Phys. Rev. Lett.* **89**, 220407 (2002).
- ⁹M. Rodriguez and P. Torma, *Phys. Rev. A* **69**, 041602(R) (2004).
- ¹⁰J. L. Bohn, *Phys. Rev. A* **61**, 053409 (2000).
- ¹¹S. S. Botelho and C. A. R. Sá de Melo, cond-mat/0409368 (unpublished).
- ¹²M. Iskin and C. A. R. Sá de Melo, cond-mat/0502148 (unpublished).
- ¹³S. S. Botelho and C. A. R. Sá de Melo, *J. Low Temp. Phys.* **140**, 409 (2005).
- ¹⁴Y. Ohashi, *Phys. Rev. Lett.* **94**, 050403 (2005).
- ¹⁵Chi-Ho Cheng and S.-K. Yip, *Phys. Rev. Lett.* **95**, 070404 (2005).
- ¹⁶M. Iskin and C. A. R. Sá de Melo, cond-mat/0510300 (unpublished).
- ¹⁷Tin-Lun Ho and Roberto B. Diener, *Phys. Rev. Lett.* **94**, 090402 (2005).
- ¹⁸V. Gurarie, L. Radzihovsky, and A. V. Andreev, *Phys. Rev. Lett.* **94**, 230403 (2005).
- ¹⁹H. T. C. Stoof, M. Houbiers, C. A. Sackett, and R. G. Hulet, *Phys. Rev. Lett.* **76**, 10 (1996).
- ²⁰M. Houbiers, R. Ferwerda, H. T. C. Stoof, W. I. McAlexander, C. A. Sackett, and R. G. Hulet, *Phys. Rev. A* **56**, 4864 (1997).
- ²¹A. G. W. Modawi and A. J. Leggett, *J. Low Temp. Phys.* **109**, 625 (1997).
- ²²G. S. Paraoanu, M. Rodriguez, and P. Torma, *Phys. Rev. A* **66**, 041603(R) (2002).
- ²³C. A. Regal, M. Greiner, and D. S. Jin, *Phys. Rev. Lett.* **92**, 040403 (2004).
- ²⁴M. Greiner, C. A. Regal, and D. S. Jin, *Nature (London)* **426**, 537 (2003).
- ²⁵K. E. Strecker, G. B. Partridge, and R. G. Hulet, *Phys. Rev. Lett.* **91**, 080406 (2003).
- ²⁶M. W. Zwierlein, C. A. Stan, C. H. Schunck, S. M. F. Raupach, S. Gupta, Z. Hadzibabic, and W. Ketterle, *Phys. Rev. Lett.* **91**, 250401 (2003).
- ²⁷T. Bourdel, L. Khaykovich, J. Cubizolles, J. Zhang, F. Chevy, M. Teichmann, L. Tarruell, S. J. J. M. F. Kokkelmans, and C. Salomon, *Phys. Rev. Lett.* **93**, 050401 (2004).
- ²⁸M. Bartenstein, A. Altmeyer, S. Riedl, S. Jochim, C. Chin, J. H. Denschlag, and R. Grimm, *Phys. Rev. Lett.* **92**, 120401 (2004).
- ²⁹J. Kinast, S. L. Hemmer, M. E. Gehm, A. Turlapov and J. E. Thomas, *Phys. Rev. Lett.* **92**, 150402 (2004).
- ³⁰C. A. Regal, C. Ticknor, J. L. Bohn, and D. S. Jin, *Phys. Rev. Lett.* **90**, 053201 (2003).
- ³¹C. Ticknor, C. A. Regal, D. S. Jin, and J. L. Bohn, *Phys. Rev. A* **69**, 042712 (2004).
- ³²J. Zhang, E. G. M. van Kempen, T. Bourdel, L. Khaykovich, J. Cubizolles, F. Chevy, M. Teichmann, L. Tarruell, S. J. J. M. F. Kokkelmans, and C. Salomon, *Phys. Rev. A* **70**, 030702(R) (2004).
- ³³C. H. Schunck, M. W. Zwierlein, C. A. Stan, S. M. F. Raupach, W. Ketterle, A. Simoni, E. Tiesinga, C. J. Williams, and P. S. Julienne, *Phys. Rev. A* **71**, 045601 (2005).
- ³⁴K. Günter, T. Stöferle, H. Moritz, M. Köhl, and T. Esslinger, cond-mat/0507632 (unpublished).
- ³⁵V. N. Popov, *Functional Integrals and Collective Excitations* (Cambridge University Press, New York, 1987).
- ³⁶J. R. Engelbrecht, M. Randeria, and C. A. R. Sá de Melo, *Phys. Rev. B* **55**, 15153 (1997).
- ³⁷C. A. R. Sá de Melo, M. Randeria, and J. R. Engelbrecht, *Phys. Rev. Lett.* **71**, 3202 (1993).
- ³⁸T. M. Rice and M. Sigrist, *J. Phys.: Condens. Matter* **7**, L643 (1995).
- ³⁹J. F. Annett, *Adv. Phys.* **39**, 83 (1990).
- ⁴⁰J. E. Thomas (private communication).
- ⁴¹E. N. Economou, *Green's Functions in Quantum Physics* (Springer-Verlag, Berlin, 1983), Chap. 5.
- ⁴²F. Reif, *Fundamentals of Statistical and Thermal Physics* (McGraw-Hill, Tokyo, 1981), Chap. 8.
- ⁴³A. J. Leggett, *Rev. Mod. Phys.* **47**, 331 (1975).
- ⁴⁴R. P. Feynman, *Statistical Mechanics* (W. A. Benjamin, Inc., Reading, MA, 1972), Chap. 10.
- ⁴⁵P. W. Anderson, *Phys. Rev.* **112**, 1900 (1958).
- ⁴⁶M. Greiner, C. A. Regal, J. T. Stewart, and D. S. Jin, *Phys. Rev. Lett.* **94**, 110401 (2005).
- ⁴⁷G. E. Volovik, *Exotic Properties of Superfluid ³He* (World Scientific, Singapore, 1992).
- ⁴⁸L. S. Borkowski and C. A. R. Sá de Melo, cond-mat/9810370 (unpublished).
- ⁴⁹R. D. Duncan and C. A. R. Sá de Melo, *Phys. Rev. B* **62**, 9675 (2000).
- ⁵⁰B. C. den Hertog, *Phys. Rev. B* **60**, 559 (1999).
- ⁵¹N. Andrenacci, A. Perali, P. Pieri, and G. C. Strinati, *Phys. Rev. B* **60**, 12410 (1999).